

020

**COMANDO
E SEGNALAZIONE SM2 Ø22**

**COMMAND AND SIGNALLING
SM2 Ø22**

SISTEMA MODULARE 22

MODULAR SYSTEM 22

LA SERIE SM2

La serie SM2 "SISTEMA MODULARE 22" è progettata per un utilizzo sicuro, facile e intuitivo; le soluzioni adottate facilitano la realizzazione di varie combinazioni garantendo risparmio di tempo e risorse.

Le operazioni di montaggio e manutenzione possono essere svolte con normali utensili e con estrema accessibilità agli operatori.

LA STRUTTURA

Tutti gli operatori possono essere fissati con ghiera metalliche. Il filetto a sezione trapezoidale e l'accoppiamento plastica / metallo garantisce serraggi sicuri e permanenti. L'ancoraggio tra operatori ed elementi di contatto o elementi portalampada, è costruito con un profondo incasso poi trattenuto con una molla in acciaio inox.

La struttura degli elementi di contatto è realizzata con estrema robustezza e flessibilità. La componibilità del sistema permette di comporre gli elementi retro pannello in molteplici configurazioni.

La dimensionatura dei blocchi e le sezioni dei sistemi di serraggio garantiscono notevole resistenza alle tensioni da strappo. I contatti degli operatori New Elfin sono caratterizzati dalle grandi dimensioni delle superfici di contatto e dalla particolare conformazione che garantisce performance di efficienza operativa e di durata superiori alla media.

I nostri prodotti sono progettati e costruiti con tecnopolimeri Hi-tech. Gli spessori applicati e l'aggiunta di materiale di rinforzo conferiscono a tutte le parti grande robustezza e resistenza.

Le parti metalliche sono in acciaio inox o in acciaio trattato, mentre le guarnizioni in gomma resistono a tutte le condizioni climatiche. Queste caratteristiche consentono l'utilizzo in ambienti critici.

DISPOSITIVI D'EMERGENZA

Tutti i sistemi di comando possono essere dotati di un esclusivo dispositivo di arresto d'emergenza, che difende i segnali di arresto di emergenza, mantenendoli coerenti ai requisiti per i quali sono stati progettati.

Il dispositivo neutralizza fattori esterni non controllabili quali forti shock, corrosioni, errori di utilizzo, inadeguata manutenzione ecc.

CAPSULA DI PROTEZIONE

La capsula di protezione è un particolare accessorio per la protezione degli elementi di contatto per l'utilizzo in situazioni ambientali particolarmente gravose.

Garantisce una chiusura ermetica nella parte retropannello ed è particolarmente adatto per l'uso nei settori agricolo, marittimo, cementificio ecc.

THE SM2 SERIES

The SM2 "MODULAR SYSTEM 22" series is designed for a safe, easy, intuitive use; the solutions adopted facilitate the execution of a range of combinations guaranteeing time and resources saving.

Assembly and maintenance can be performed by using standard tools and with easy access to the operators.

STRUCTURE

All operators can be secured by metal locking rings.

The trapezoidal thread and the plastic / metal combination guarantee secure and permanent tightening.

The anchoring mechanism between operators and contact blocks or lampholders consists of a deep recess and a stainless steel spring holding the operator in place.

The structure of the contact blocks is extremely sturdy and flexible.

The modular system allows to compose the rear panel elements in multiple configurations.

The block size and the sections of the tightening systems guarantee considerable tear resistance.

The New Elfin operator contacts feature a large-sized contact surface and a special shape which guarantee above-average efficiency and life.

Our products are designed and manufactured using Hi-tech technopolymers.

The thickness applied and the addition of reinforcement material give all parts great sturdiness and resistance.

The metallic parts are in stainless or treated steel, while the rubber gaskets are resistant to all climatic conditions allowing their use in critical environments.


EMERGENCY DEVICES

All command systems can be equipped with an exclusive emergency stop device, which protects the emergency stop signals, keeping them coherent to the design requirements. The device neutralizes external uncontrollable factors, such as strong shocks, corrosion, incorrect use, unsuitable maintenance, etc.

PROTECTION CAP

The protection cap is a special accessory protecting the contact blocks for use under particularly severe environmental conditions. It guarantees a hermetic sealing in the rear panel area and it is suitable for use in the farming and maritime sectors, cement factories, etc.

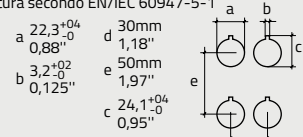
SISTEMA MODULARE 22 MODULAR SYSTEM 22



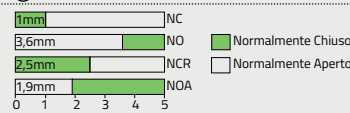
Caratteristiche tecniche

Technical data

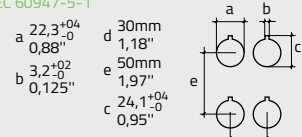
Caratteristiche generali

Rispondenza alle norme	EN/IEC 60947-1, EN/IEC 60947-5-1 EN/IEC-5-4, EN/IEC 60947-5-5, EN/ISO 13850, EN/IEC 60204-1, IEC 60364-5-53, UL 508 CSA C22-2 N° 14
Omologazioni	UL,CSA,RINA
Protezioni climatiche	In esecuzione normale T.C. tutti i climi(40° -UR35%)
Limiti di temperatura	Serie "e" Funzionamento ≥-40°C÷ ≤+70°C Stoccaggio -45°C +75°C Serie "W" Funzionamento : ≥-25°C÷ ≤+65°C Stoccaggio -35°C +70°C
Posizione di funzionamento	←→↑↓
Protezione contro scossa elettrica	Classe II secondo IEC 61140
Altitudine d'impiego	≤ 3.000 m
Grado di protezione	Serie "e" : IP66 pulsanti normali, doppi, luminosi, lampade,selettori. IP68 pulsanti con cappuccio in gomma e manipolatori. Secondo norma EN/IEC 60529 IP69K secondo norma EN/IEC DIN 40050 Serie "W" : IP65 pulsanti normali, luminosi, lampade, selettori. IP66 pulsanti con cappuccio in gomma. Secondo norma EN/IEC 60529
Dimensioni di montaggio	Pannelli con spessore 1-6 mm Foratura secondo EN/IEC 60947-5-1 

Caratteristiche meccaniche

Resistenza agli urti	50g (durata: 11ms) mezza sinusoide secondo IEC 60068-2-7
Resistenza alle vibrazioni	16g 40-500 Hz secondo IEC 60068-2-6
Coppia di serraggio	Ghiera di fissaggio operatori: 3÷3,5 Nm, Viti terminali: 0,8÷1,0 Nm
Viti terminali	Testa combinata taglio e Phillips Ph2 in acciaio zincato o acciaio inox per versioni E10AU/E01AU Capacità di chiusura : ≥1 x 0,5 mm / ≤2x2,5 mm Capicorda a forcella "spring spade"
Forze di azionamento	Pulsante con contatto NO: 5N - selettore: 0,15 Nm contatti aggiuntivi NO /NC: 1,5 N
Funzionamento contatti	NO/NC ad azione lenta con autopulitura a strisciamento- Contatti NC ad apertura positiva ↻ secondo EN/IEC947-5-1 allegato K
Corsa e commutazioni contatti	
Forza di apertura positiva	Pulsante normale: 5 N Pulsante a fungo: 40 N
Velocità di azionamento portalamпада	Min. 10 mm / sec Max. 20mm / sec
Durata meccanica	Pulsanti normali, luminosi: 3 milioni di manovre. Selettori, manipolatori: 1 milione di manovre. Emergenza fungo aggancio e stabili: 500.000 manovre
Grado di protezione	Morsetti IP20 secondo IEC60529
Identificazione morsetti	1° cifra: ordine di montaggio su flangia di connessione - 2° cifra: funzione contatto su elemento 1-2 NC / 3 4 NO

General features

Standards compliance	EN/IEC 60947-1, EN/IEC 60947-5-1 EN/IEC-5-4, EN/IEC 60947-5-5, EN/ISO 13850, EN/IEC 60204-1, IEC 60364-5-53, UL 508 CSA C22-2 N° 14
Approvals	UL,CSA,RINA
Climatic protection	Normal operation for all climates (40° - RH35%)
Temperature ranges	Series "e" Operating ≥-40°C÷ ≤+70°C Storage -45°C +75°C Series W Operating: ≥-25°C÷ ≤+65°C Storage -35°C +70°C
Operating positions	←→↑↓
Electrical shock protection	Class II in compliance with IEC 61140
Operating altitude	≤ 3.000 m
Protection degree	Series "e" : IP66 normal, twin, illuminated push-buttons, lamps, selector switches. IP68 push-buttons with rubber cap and joysticks. In compliance with EN/IEC 60529 IP69K in compliance with EN/IEC DIN 40050 Series W : IP65 normal, illuminated push buttons lamps, selector switches . IP66 push-buttons with rubber cap In compliance with EN/IEC 606529
Mounting dimensions	1-6 mm panels. Drilling in compliance with EN/IEC 60947-5-1 

Mechanical features

Shock resistance	50g (duration:11ms) half sine wave in compliance with IEC 60068-2-27
Vibration resistance	16g 40-500 Hz in compliance with IEC 60068-2-6
Tightening torque	Operator locking ring: 3÷3.5 Nm. Terminal screws: 0.8÷1.0 Nm
Terminal screws	Combined slot and Phillips Ph2 head, zinc plated or stainless steel for E10AU /E01AU. Connection capacity : ≥1 x 0.5 mm / ≤2x2.5 mm Fork spring spade terminals
Operating forces	Push-button with NO contact: 5N - selector switch: 0.15 Nm, additional NO/NC contacts: 1.5 N
Contact operation	NO/NC slow action with wiping, self-cleaning, NC contacts, positive opening ↻ in compliance with EN/IEC947-5-1, annex K
Contact travel and switching points	
Positive opening force	Normal push-button: 5 N Mushroom push-button: 40 N
Operating speed lampholder	Min. 10 mm / sec Max. 20mm / sec
Mechanical life	Normal,illuminated push-buttons: 3 million cycles. Selector switches, joysticks: 1 million cycles. Emergency stop mushroom push-buttons, latching or maintained: 500.000 cycles
Degree of protection	Terminals IP20 in compliance with IEC60529
Identification of terminals	1° digit: assembling order on connection flange 2° digit: element contact function 1-2 NC / 3-4 NO



Caratteristiche tecniche

Technical data

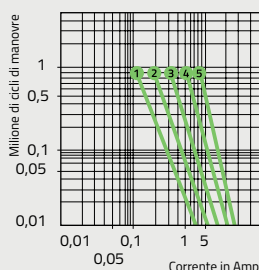
Caratteristiche elettriche

Tensione nominale isolamento	Ui 690 V grado di inquinamento 3 secondo EN/IEC 60947-1																																												
Tensione di tenuta agli impulsi	Uimp 4KV secondo EN/IEC 60947-1																																												
Corrente nominale termica	Ith10A secondo EN/IEC 60947-5-1																																												
Protezione corto circuito	Fusibili DIAZED 10A classe d'intervento gL/gG forma D II secondo IEC 60269-1																																												
Materiale contatti	Pastiglie di contatto in Ag 1000/1000 per versioni Au: Ag 1000/1000, dorati																																												
Categorie nominali d'impiego	Secondo EN/IEC 947-5-1 <table border="1"> <thead> <tr> <th colspan="2">Cat.AC15</th> <th colspan="2">Cat.DC13</th> </tr> <tr> <th>Ue V</th> <th>Ie A</th> <th>Ue V</th> <th>Ie A</th> </tr> </thead> <tbody> <tr> <td>24</td> <td>10</td> <td>24</td> <td>5</td> </tr> <tr> <td>48</td> <td>8</td> <td>48</td> <td>2.7</td> </tr> <tr> <td>60</td> <td>6</td> <td>60</td> <td>2</td> </tr> <tr> <td>110</td> <td>6</td> <td>110</td> <td>1.1</td> </tr> <tr> <td>220</td> <td>3</td> <td>220</td> <td>0.55</td> </tr> <tr> <td>380</td> <td>2</td> <td></td> <td></td> </tr> <tr> <td>400</td> <td>1.5</td> <td></td> <td></td> </tr> <tr> <td>500</td> <td>1.5</td> <td></td> <td></td> </tr> <tr> <td>600</td> <td>1.2</td> <td></td> <td></td> </tr> </tbody> </table> (24, 110, 400 solo per serie "e")	Cat.AC15		Cat.DC13		Ue V	Ie A	Ue V	Ie A	24	10	24	5	48	8	48	2.7	60	6	60	2	110	6	110	1.1	220	3	220	0.55	380	2			400	1.5			500	1.5			600	1.2		
Cat.AC15		Cat.DC13																																											
Ue V	Ie A	Ue V	Ie A																																										
24	10	24	5																																										
48	8	48	2.7																																										
60	6	60	2																																										
110	6	110	1.1																																										
220	3	220	0.55																																										
380	2																																												
400	1.5																																												
500	1.5																																												
600	1.2																																												

Durata elettrica

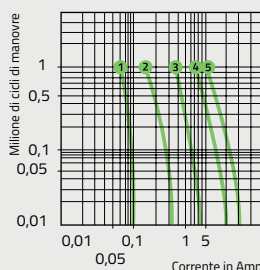
Secondo UL 508
Corrente alternata 50-60 Hz cat AC15

- 1 500 V
- 2 380 V
- 3 220 V
- 4 127 V
- 5 12/48 V



Corrente continua cat DC 13

- 1 400 V
- 2 220 V
- 3 110 V
- 4 48 V
- 5 24/12 V



Affidabilità elettrica (percentuale di guasto)

Secondo EN/IEC 947-5-4
 Contatti 020 E10/E01 12V-5mA 10^{-8}
 Contatti 020 E10AU/E01AU 5V-1mA 10^{-7}

Porta lampada operatori luminosi

Attacco BA9S: lampade incandescenza, neon, multiled. Potenze raccomandate: lampade 2,6 W pulsanti, selettori 1,2 W

Durata lampade

Incandescenza ≤ 10000 h-Neon ≤ 3000 h
Multiled ≥ 50.000 h

Configurazione contatti

Pulsanti normali, pulsanti luminosi, selettori
Max N° 8 CONTATTI (solo per serie "e")

Pulsanti doppi, manipolatori, emergenza ad aggancio
Max N° 4 CONTATTI

Pulsanti stabili, selettori luminosi
Max N° 2 CONTATTI



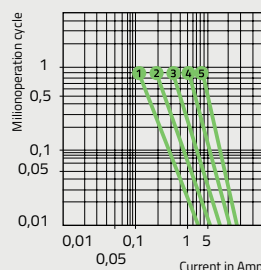
Electrical features

Rated insulation voltage	Ui 690 V pollution degree 3 in compliance with EN/IEC 60947-1																																												
Impulse withstand voltage	Uimp 4KV in compliance with EN/IEC 60947-1																																												
Rated thermal current	Ith10A in compliance with EN/IEC 60947-5-1																																												
Short circuit protection	Fuses DIAZED 10 A operating class gLgG shape D II in conformity with IEC 60269-1																																												
Contact material	Contact pads on Ag 1000/1000 for models Au: Ag 1000/1000, gold plated																																												
Electrical ratings	In compliance with EN/IEC 947-5-1 <table border="1"> <thead> <tr> <th colspan="2">Cat.AC15</th> <th colspan="2">Cat.DC13</th> </tr> <tr> <th>Ue V</th> <th>Ie A</th> <th>Ue V</th> <th>Ie A</th> </tr> </thead> <tbody> <tr> <td>24</td> <td>10</td> <td>24</td> <td>5</td> </tr> <tr> <td>48</td> <td>8</td> <td>48</td> <td>2.7</td> </tr> <tr> <td>60</td> <td>6</td> <td>60</td> <td>2</td> </tr> <tr> <td>110</td> <td>6</td> <td>110</td> <td>1.1</td> </tr> <tr> <td>220</td> <td>3</td> <td>220</td> <td>0.55</td> </tr> <tr> <td>380</td> <td>2</td> <td></td> <td></td> </tr> <tr> <td>400</td> <td>1.5</td> <td></td> <td></td> </tr> <tr> <td>500</td> <td>1.5</td> <td></td> <td></td> </tr> <tr> <td>600</td> <td>1.2</td> <td></td> <td></td> </tr> </tbody> </table> (24, 110, 400 for series "e" only)	Cat.AC15		Cat.DC13		Ue V	Ie A	Ue V	Ie A	24	10	24	5	48	8	48	2.7	60	6	60	2	110	6	110	1.1	220	3	220	0.55	380	2			400	1.5			500	1.5			600	1.2		
Cat.AC15		Cat.DC13																																											
Ue V	Ie A	Ue V	Ie A																																										
24	10	24	5																																										
48	8	48	2.7																																										
60	6	60	2																																										
110	6	110	1.1																																										
220	3	220	0.55																																										
380	2																																												
400	1.5																																												
500	1.5																																												
600	1.2																																												

Electrical durability

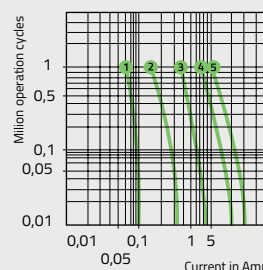
In compliance with UL 508
Alternated current 50-60 Hz cat AC15

- 1 500 V
- 2 380 V
- 3 220 V
- 4 127 V
- 5 12/48 V



Direct current cat DC 13

- 1 400 V
- 2 220 V
- 3 110 V
- 4 48 V
- 5 24/12 V



Electrical reliability (failure percentage)

In compliance with EN/IEC 947-5-4
 Contact 020 E10/E01 12V-5mA 10^{-8}
 Contact 020 E10AU/E01AU 5V-1mA 10^{-7}

Lamp holder illuminated operators

BA9S socket: incandescent, neon, multiled lamps
Recommended power: lamps 2.6W push-buttons, selector switches 1.2W

Lamp life

Incandescent ≤ 10000 h-Neon ≤ 3000 h
Multiled ≥ 50.000 h


Contact configuration


Normal, illuminated push-buttons, selector switches
Max. no. 8 CONTACTS (for series "e" only)

Twin push-buttons, joysticks latching emergency push-buttons
Max. no. 4 CONTACTS

Maintained push-buttons illuminated selector switches
Max. no. 2 CONTACTS







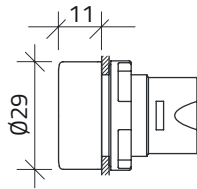
Pulsanti normali Ø22

Normal push-buttons Ø22

Pulsanti normali / Normal push-buttons

g

cod



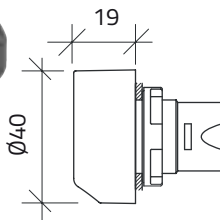
Pulsanti con guardia / Guarded push-buttons

Per marcatura consultare pag. 50 / For marking see page 50

● Nero / Black	19	020PIN
● Rosso / Red	19	020PIR
● Verde / Green	19	020PIV
● Giallo / Yellow	19	020PIG
● Blu / Blue	19	020PIBL
○ Bianco / White	19	020PIB
● Grigio / Grey	19	020PIGR
● Arancio / Orange	19	020PIA

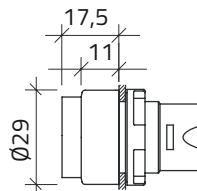
Stabili / Maintained

● Nero / Black	19	020PPIN
● Rosso / Red	19	020PPIR
● Verde / Green	19	020PPIV



Pulsanti con guardia Ø32 / Guarded push-buttons Ø32

● Nero / Black	30	020PFG3N
● Rosso / Red	30	020PFG3R
● Verde / Green	30	020PFG3V
● Giallo / Yellow	30	020PFG3G
● Blu / Blue	30	020PFG3BL
● Grigio / Grey	30	020PFG3GR

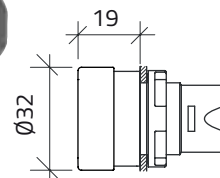


Pulsanti sporgenti / Projecting push-buttons

● Nero / Black	22	020PSN
● Rosso / Red	22	020PSR
● Verde / Green	22	020PSV
● Giallo / Yellow	22	020PSG
● Blu / Blue	22	020PSBL
○ Bianco / White	22	020PSB
● Grigio / Grey	22	020PSGR
● Arancio / Orange	22	020PSA

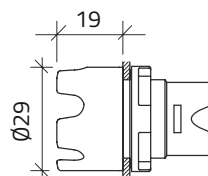
Stabili / Maintained

● Nero / Black	22	020PPSN
● Rosso / Red	22	020PPSR
● Verde / Green	22	020PPSV



Pulsanti sporgenti Ø32 / Projecting push-buttons Ø32

● Nero / Black	24	020PF3N
● Rosso / Red	24	020PF3R
● Verde / Green	24	020PF3V
● Giallo / Yellow	24	020PF3G
● Blu / Blue	24	020PF3BL
● Grigio / Grey	24	020PF3GR



Pulsanti con guardia estesa / Push-buttons with extended guard

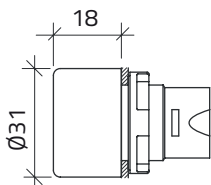
● Nero / Black	23	020PIP
● Rosso / Red	23	020PIPR

Pulsanti normali Ø22

Normal push-buttons Ø22

Pulsanti con cappuccio in gomma

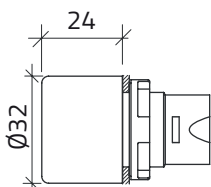
Push-buttons with rubber cap



Pulsanti con guardia

Guarded push-buttons

	g	cod
● Nero / Black	21	020PICGN
● Rosso / Red	21	020PICGR
● Verde / Green	21	020PICGV
● Giallo / Yellow	21	020PICGG
● Blu / Blue	21	020PICGBL
○ Bianco / White	21	020PICGB
● Grigio / Grey	21	020PICGGR
● Arancio / Orange	21	020PICGA

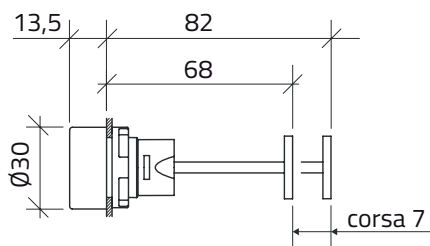


Pulsanti sporgenti

Projecting push-buttons

● Nero / Black	21	020PSCGN
● Rosso / Red	21	020PSCGR
● Verde / Green	21	020PSCGV
● Giallo / Yellow	21	020PSCGG
● Blu / Blue	21	020PSCGBL
○ Bianco / White	21	020PSCGB
● Grigio / Grey	21	020PSCGGR
● Arancio / Orange	21	020PSCGA

Pulsanti di riarmo / Reset push-buttons



	g	cod
● Rosso / Red	31	020RTAIR
● Verde / Green	31	020RTAIV
● Blu / Blue	31	020RTAIBL

Pulsanti normali Ø22

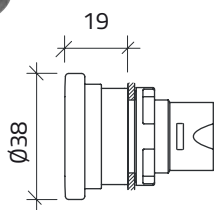
Normal push-buttons Ø22

Pulsanti a fungo momentanei

Momentary mushroom push-buttons

g

cod

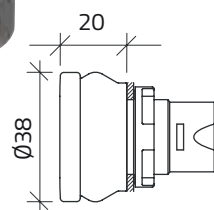


Pulsanti a fungo Ø38 / Mushroom push-buttons Ø40

● Nero / Black	24	020PFN
● Rosso / Red	24	020PFR
● Verde / Green	24	020PFV
● Giallo / Yellow	24	020PFG
● Blu / Blue	24	020PFBL
● Grigio / Grey	24	020PFGR

Stabili / Maintained

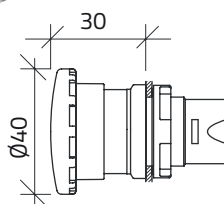
● Nero / Black	24	020PPFN
● Rosso / Red	24	020PPFR
● Verde / Green	24	020PPFV
● Giallo / Yellow	24	020PPFG



Pulsanti a fungo Ø38 con soffiello

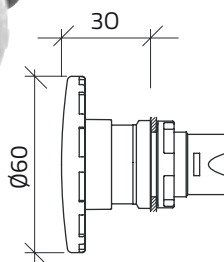
Mushroom push-buttons Ø40 with bellows

● Nero / Black	24	020PFSGN
● Rosso / Red	24	020PFSGR
● Verde / Green	24	020PFSGV
● Giallo / Yellow	24	020PFSGG
● Blu / Blue	24	020PFSGBL
● Grigio / Grey	24	020PFSGGR



Pulsanti a fungo Ø40 / Mushroom push-buttons Ø40

● Nero / Black	32	020PTFN
● Verde / Green	32	020PTFV
● Giallo / Yellow	32	020PTFG



Pulsanti a fungo Ø60 / Mushroom push-buttons Ø60

● Nero / Black	36	020PTFFN
● Grigio / Grey	36	020PTFFGR

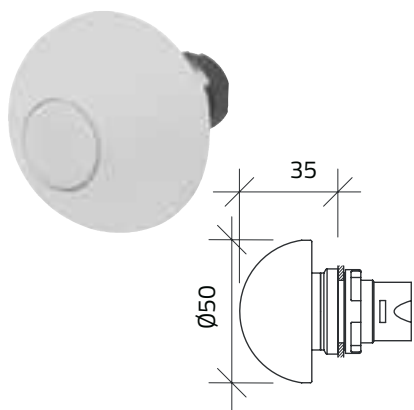
Pulsanti normali Ø22

Normal push-buttons Ø22

Pulsanti a fungo momentanei Momentary mushroom push-buttons

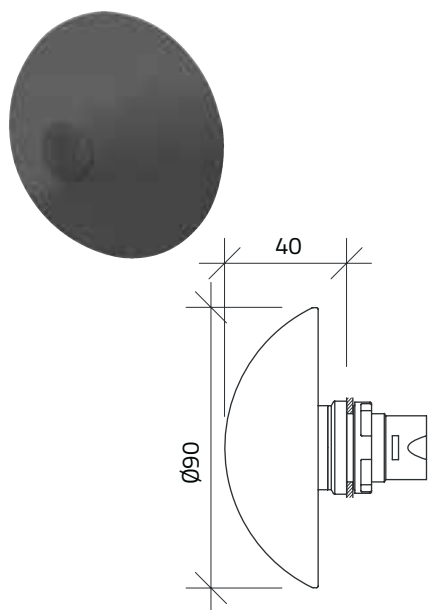
g

cod



Pulsanti a fungo sferico Ø50 / Palm push-buttons Ø50

● Nero / Black	38	020PTF5MN
● Grigio / Grey	38	020PTF5MGR



Pulsanti a fungo sferico Ø90 / Palm push-buttons Ø90

● Nero / Black	55	020PTF9MN
● Grigio / Grey	55	020PTF9MGR

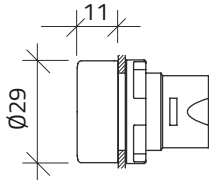
Pulsanti luminosi Ø22

Illuminated push-buttons Ø22

Pulsanti luminosi Illuminated push-buttons

g

cod



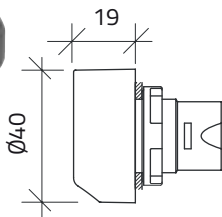
Pulsanti con guardia / Guarded push-buttons

Per marcatura consultare pag. 50 / For marking see page 50

● Rosso / Red	19	020PLIR
● Verde / Green	19	020PLIV
● Giallo / Yellow	19	020PLIG
● Blu / Blue	19	020PLIBL
○ Bianco / White	19	020PLIB
● Arancio / Orange	19	020PLIA

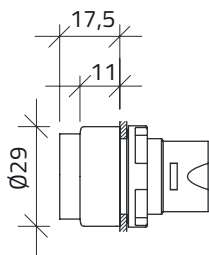
Stabili / Maintained

● Rosso / Red	19	020PPLIR
● Verde / Green	19	020PPLIV
● Giallo / Yellow	19	020PPLIG
● Blu / Blue	19	020PPLIBL
○ Bianco / White	19	020PPLIB



Pulsanti con guardia Ø32 / Guarded push-buttons Ø32

● Rosso / Red	30	020PFLG3R
● Verde / Green	30	020PFLG3V
● Giallo / Yellow	30	020PFLG3G
● Blu / Blue	30	020PFLG3BL
○ Trasparente / Clear	30	020PFLG3I

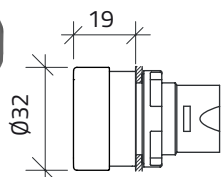


Pulsanti sporgenti / Projecting push-buttons

● Rosso / Red	22	020PLSR
● Verde / Green	22	020PLSV
● Giallo / Yellow	22	020PLSG
● Blu / Blue	22	020PLSBL
○ Bianco / White	22	020PLSB
● Arancio / Orange	22	020PLSA
○ Trasparente / Clear	22	020PLSI

Stabili / Maintained

● Rosso / Red	22	020PPLSR
● Verde / Green	22	020PPLSV
● Giallo / Yellow	22	020PPLSG
● Blu / Blue	22	020PPLSBL
○ Trasparente / Clear	22	020PPLSI



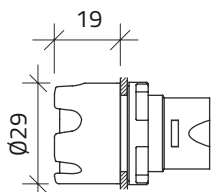
Pulsanti sporgenti Ø32 / Projecting push-buttons Ø32

● Rosso / Red	24	020PFL3R
● Verde / Green	24	020PFL3V
● Giallo / Yellow	24	020PFL3G
● Blu / Blue	24	020PFL3BL
○ Trasparente / Clear	24	020PFL3I

Pulsanti luminosi Ø22

Illuminated push-buttons Ø22

Pulsanti luminosi Illuminated push-buttons



Pulsanti con guardia completa / Push-buttons with full guard

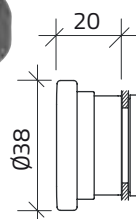
Per marcatura consultare pag. 50 / For marking see page 50

	g	cod
● Rosso / Red	23	020PLPR
● Verde / Green	23	020PLPV
● Giallo / Yellow	23	020PLPG
● Blu / Blue	23	020PLPBL
○ Bianco / White	23	020PLPB
● Arancio / Orange	23	020PLPA
○ Trasparente / Clear	23	020PLPI

Stabili / Maintained

● Rosso / Red	23	020PPLPR
● Verde / Green	23	020PPLPV
● Giallo / Yellow	23	020PPLPG
● Blu / Blue	23	020PPLPBL
○ Trasparente / Clear	23	020PPLPI

Pulsanti luminosi a fungo Illuminated mushroom push-buttons

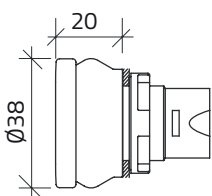


Pulsanti a fungo Ø38 / Mushroom push-buttons Ø40

	g	cod
● Rosso / Red	24	020PFLR
● Verde / Green	24	020PFLV
● Giallo / Yellow	24	020PFLG
● Blu / Blue	24	020PFLBL
○ Trasparente / Clear	24	020PFLI

Stabili / Maintained

● Rosso / Red	24	020PPFLR
● Verde / Green	24	020PPFLV
● Giallo / Yellow	24	020PPFLG
● Blu / Blue	24	020PPFLBL



Pulsanti a fungo Ø38 con soffiETTO Mushroom push-buttons Ø30 with bellows

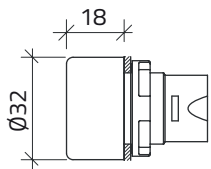
● Rosso / Red	29	020PFLSGR
● Verde / Green	29	020PFLSGV
● Giallo / Yellow	29	020PFLSGG
● Blu / Blue	29	020PFLSGBL
○ Trasparente / Clear	29	020PFLSGI

Pulsanti luminosi Ø22

Illuminated push-buttons Ø22

Pulsanti luminosi con cappuccio in gomma

Illuminated push-buttons with rubber cap

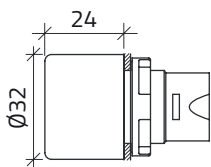


Pulsanti con guardia / Guarded push-buttons

	g	cod
● Rosso / Red	21	020PLICGR
● Verde / Green	21	020PLICGV
● Giallo / Yellow	21	020PLICGG
● Blu / Blue	21	020PLICGBL
○ Bianco / White	21	020PLICGB
● Arancio / Orange	21	020PLICGA

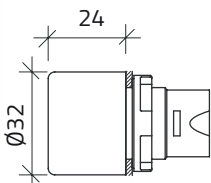
Stabili / Maintained

● Rosso / Red	21	020PPLICGR
● Verde / Green	21	020PPLICGV
● Giallo / Yellow	21	020PPLICGG
● Blu / Blue	21	020PPLICGBL



Pulsanti con guardia completa / Push-buttons with full guard

● Rosso / Red	23	020PLPCGR
● Verde / Green	23	020PLPCGV
● Giallo / Yellow	23	020PLPCGG
● Blu / Blue	23	020PLPCGBL
○ Bianco / White	23	020PLPCGB
● Arancio / Orange	23	020PLPCGA
○ Trasparente / Clear	23	020PLPCGI




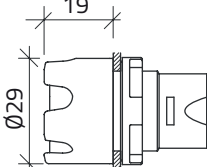
Pulsanti sporgenti / Projecting push-buttons


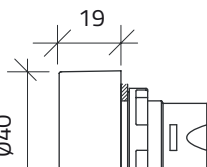
● Rosso / Red	24	020PLSCGR
● Verde / Green	24	020PLSCGV
● Giallo / Yellow	24	020PLSCGG
● Blu / Blue	24	020PLSCGBL
○ Bianco / White	24	020PLSCGB
● Arancio / Orange	24	020PLSCGA
○ Trasparente / Clear	24	020PLSCGI

Pulsanti normali Ø22

Normal push-buttons Ø22


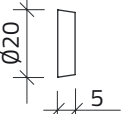
Pulsanti componibili Modular push-buttons

	g	cod	
 	Pulsante con guardia / Guarded push-button	22	020PLP
	Stabile / Maintained	22	020PPLP


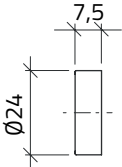
 	Pulsante con guardia / Guarded push-button	28	020PFLG3
---------------------------------------------------------------------------------------------------------------------------------------------------------------------	--------------------------------------------	----	-----------------

 	Pulsante sporgente / Projecting push-button	20	020PLS
	Stabile / Maintained	20	020PPLS

Diffusori con simbolo / Diffusers caps with symbol

	g	n	cod
 	Completa il codice con il suffisso del simbolo desiderato vedi pag 52 Code to be completed with the suffix of the desired symbol, see page 52.		
	Per pulsanti / For push-buttons	1	10 020DI***

Gemme per pulsanti / Lenses for push-buttons

	g	n	cod
 	Gemme per pulsanti sporgenti o con guardia completa Lenses for push-buttons with full guard or projecting		
● Rosso / Red	2	5	020BPLR
● Verde / Green	2	5	020BPLV
● Giallo / Yellow	2	5	020BPLG
● Blu / Blue	2	5	020BPLBL
○ Bianco / White	2	5	020BPLB
● Arancio / Orange	2	5	020BPLA
○ Trasparente / Clear	2	5	020BPLI

Gemme per pulsanti a fungo / Lenses for mushroom push-buttons

 	● Rosso / Red	2	5	020BFLR
	● Verde / Green	2	5	020BFLV
	● Giallo / Yellow	2	5	020BFLG
	○ Trasparente / Clear	2	5	020BFLI

Gemme per pulsanti con guardia / Lenses for guarded push-buttons

 	● Rosso / Red	4	5	020BFL3R
	● Verde / Green	4	5	020BFL3V
	● Giallo / Yellow	4	5	020BFL3G
	○ Trasparente / Clear	4	5	020BFL3I

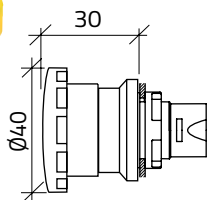
Pulsanti d' emergenza Ø22

Emergency stop push-buttons Ø22

Momentanei / Momentary

g

cod

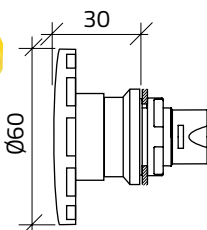


Pulsanti a fungo Ø 40 / Mushroom push-button Ø 40

● Rosso / Red

32

020PTFR

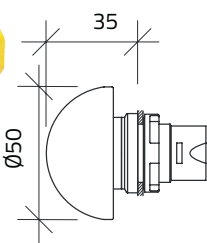


Pulsanti a fungo Ø 60 / Mushroom push-button Ø 60

● Rosso / Red

36

020PTFFR

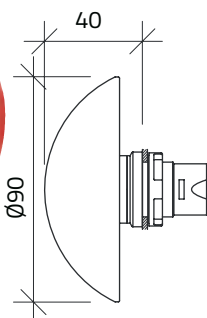


Pulsanti a fungo sferico Ø 50 / Palm push-button Ø 50

● Rosso / Red

38

020PTF5MR



Pulsanti a fungo sferico Ø 90 / Palm push-button Ø 90

● Rosso / Red

55

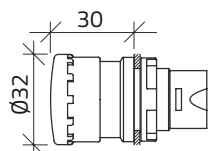
020PTF9MR

Pulsanti d' emergenza Ø22

Emergency stop push-buttons Ø22

Pulsanti a fungo ad aggancio

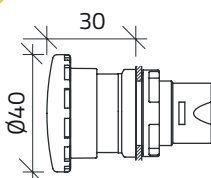
Latching mushroom push-buttons



Pulsanti a fungo Ø 32, sgancio rotazione

Mushroom push-button Ø 32, twist release

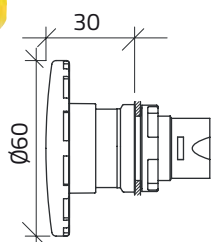
	g	cod
● Rosso / Red	30	020PTAR
● Nero / Black	30	020PTAN



Pulsanti a fungo Ø 40, sgancio rotazione

Mushroom push-button Ø 40, twist release

● Rosso / Red	35	020PTFAR
● Nero / Black	35	020PTFAN



Pulsanti a fungo Ø 60, sgancio rotazione

Mushroom push-button Ø 60, twist release

● Rosso / Red	39	020PTFFAR
---------------	----	-----------

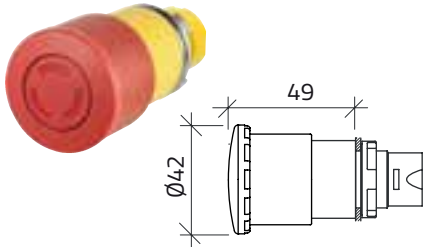
Pulsanti d'emergenza Ø22

Emergency stop push-buttons Ø22

020

Pulsanti a fungo ad aggancio

Latching mushroom push-buttons



Pulsante a fungo Ø 42, sgancio rotazione

Mushroom push-button Ø 42, twist release

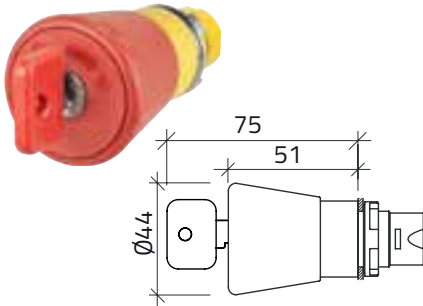
● Rosso / Red

g

cod

55

020PTFASRV



Pulsante a fungo Ø 44, sgancio a chiave

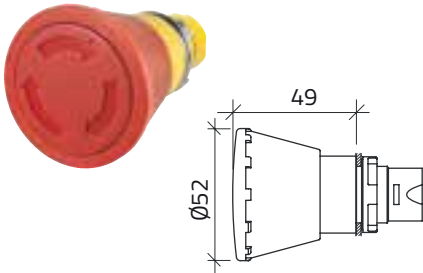
Mushroom push-button Ø 44, key release

chiave 73037 con impugnatura colore rosso / key 73037 with red cap

● Rosso / Red

55

020PTHCSRK



Pulsante a fungo Ø 52, sgancio rotazione

Mushroom push-button Ø 52, twist release

● Rosso / Red

55

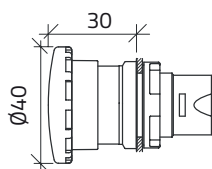
020PTAASRK

Pulsanti d' emergenza Ø22 Emergency stop push-buttons Ø22

Pulsanti a fungo ad aggancio Latching mushroom push-buttons

g

cod

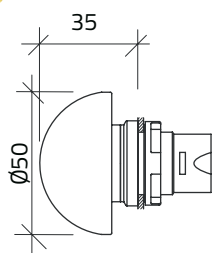


Pulsante a fungo Ø 40 sgancio trazione Mushroom push-button Ø 40, pull release

● Rosso / Red

35

020PTFPTR



Pulsante a fungo sferico Ø 50 sgancio trazione Palm push-button Ø 50, pull release

● Rosso / Red

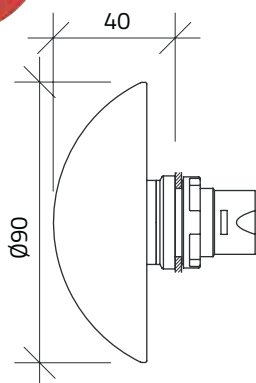
38

020PTF5PTR

● Nero / Black

38

020PTF5PTN



Pulsante a fungo sferico Ø 90 sgancio trazione Palm push-button Ø 90, pull release

● Rosso / Red

55

020PTF9PTR

● Nero / Black

55

020PTF9PTN

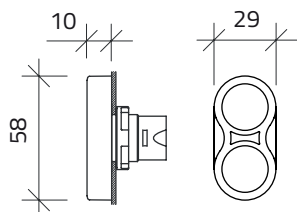
Pulsanti doppi Ø22

Twin push-buttons Ø22

Pulsanti a doppio comando

Twin push-buttons

g **cod**



76 **020P2RV**



76 **020P2RVS**



76 **020P2RN**



76 **020P2RNS**



76 **020P2NBS**



76 **020P2NN**



76 **020P2NNS45**



76 **020P2NNS46**

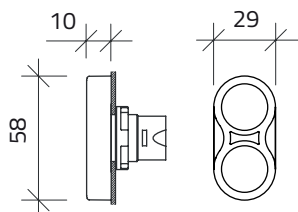


76 **020P2NNS47**

Pulsanti doppi luminosi Ø22

Illuminated twin push-buttons Ø22

Pulsanti a doppio comando Twin push-buttons



g

cod

76

020P2LRV



76

020P2LRVS



76

020P2LRN



76

020P2LRNS



76

020P2LNBS



76

020P2LNN



76

020P2LNNS45



76

020P2LNNS46



76

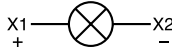
020P2LNNS47

Lampade spia Ø22 Pilot lights Ø22

Per parti sciolte vedi accessori pag. 51 / For spare parts, see accessory on page. 51

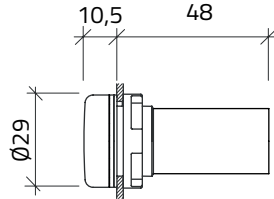
Lampada spia monoblocco BA9S Monolithic pilot lights BA9S

g n cod

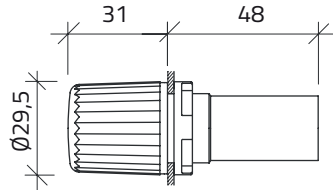


Alimentazione diretta / Direct supply

~ IP 67- BA9S 380V.
3W max esclusa / excluded



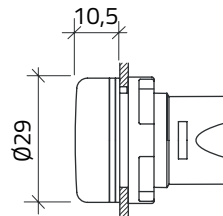
● Rosso / Red	18	5	020LMR
● Verde / Green	18	5	020LMV
● Giallo / Yellow	18	5	020LMG
● Blu / Blue	18	5	020LMBL
○ Bianco / White	18	5	020LMB
○ Trasparente / Clear	18	5	020LMI
● Arancio / Orange	18	5	020LMA



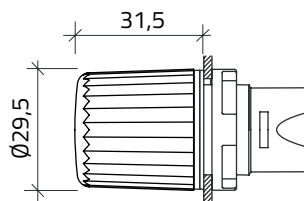
● Rosso / Red	22	5	020LMAR
● Verde / Green	22	5	020LMAV
● Giallo / Yellow	22	5	020LMAG
● Blu / Blue	22	5	020LMABL
○ Bianco / White	22	5	020LMAB
○ Trasparente / Clear	22	5	020LMAI
● Arancio / Orange	22	5	020LMAA

Lampade spia modulare / Modular pilot lights

g n cod



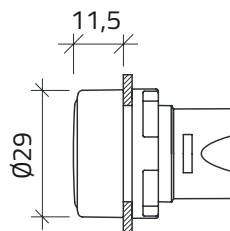
● Rosso / Red	9	5	020ULR
● Verde / Green	9	5	020ULV
● Giallo / Yellow	9	5	020ULG
● Blu / Blue	9	5	020ULBL
○ Bianco / White	9	5	020ULB
○ Trasparente / Clear	9	5	020ULI
● Arancio / Orange	9	5	020ULA



● Rosso / Red	13	5	020ULAR
● Verde / Green	13	5	020ULAV
● Giallo / Yellow	13	5	020ULAG
● Blu / Blue	13	5	020ULABL
○ Bianco / White	13	5	020ULAB
○ Trasparente / Clear	13	5	020ULAI
● Arancio / Orange	13	5	020ULAA

Lampade spia inviolabili / Tamper-proof pilot lights

g n cod



● Rosso / Red	21	5	020ULPR
● Verde / Green	21	5	020ULPV
● Giallo / Yellow	21	5	020ULPG
● Blu / Blue	21	5	020ULPBL
○ Bianco / White	21	5	020ULPB
○ Trasparente / Clear	21	5	020ULPI
● Arancio / Orange	21	5	020ULPA

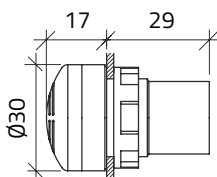
Segnalatore acustico e luminoso Ø22 Buzzer with flashing led beacon Ø22

Segnalatore acustico e luminoso Buzzer with flashing led beacon



Con LED lampeggiante rosso With red flashing led beacon

Assorbimento : 20 mA / Current consumption : 20 mA
Intensità sonora : 80 db / Sound level : 80 db
Protezione IP40 / Protection IP40



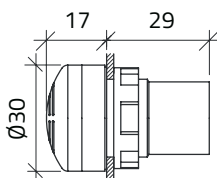
24V AC-DC	20	020SAL24
130V AC-DC	20	020SAL13
230V AC	20	020SAL22

Segnalatore acustico Buzzer



Solo sonoro / Only sound

Assorbimento : 20 mA / Current consumption : 20 mA
Intensità sonora : 80 db / Sound level : 80 db
Protezione IP40 / Protection IP40



24V AC-DC	20	020SA24
130V AC-DC	20	020SA13
230V AC	20	020SA22

Selettori a manopola Ø22 Knob selector switches Ø22

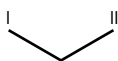
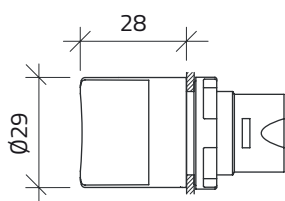
Cercare la combinazione di schemi a pag. 31-32 / See diagram combination on page 31-32

020

2 posizioni / 2 positions

g

cod



CAM A

○ Bianco / White	27,4	020SMAN
● Rosso / Red	27,4	020SMAR
● Verde / Green	27,4	020MAV
● Giallo / Yellow	27,4	020SMAG
● Blu / Blue	27,4	020SMABL



CAM B

○ Bianco / White	27,4	020SMBN
● Rosso / Red	27,4	020SMBR
● Verde / Green	27,4	020SMBV
● Giallo / Yellow	27,4	020SMBG
● Blu / Blue	27,4	020SMBBL



CAM B

○ Bianco / White	27,4	020SMBND
● Rosso / Red	27,4	020SMBRD
● Verde / Green	27,4	020SMBVD
● Giallo / Yellow	27,4	020SMBGD
● Blu / Blue	27,4	020SMBBLD



CAM C

○ Bianco / White	27,4	020SMCN
● Rosso / Red	27,4	020SMCR
● Verde / Green	27,4	020SMCV
● Giallo / Yellow	27,4	020SMCG
● Blu / Blue	27,4	020SMCBL



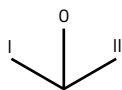
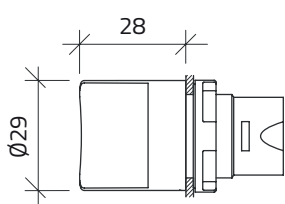
CAM C

○ Bianco / White	27,4	020SMCNS
● Rosso / Red	27,4	020SMCRS
● Verde / Green	27,4	020SMCVS
● Giallo / Yellow	27,4	020SMCGS
● Blu / Blue	27,4	020SMCBL S

Selettori a manopola Ø22 Knob selector switches Ø22

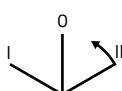
Cercare la combinazione di schemi a pag. 31-32 / See diagram combination on page 31-32

3 posizioni / 3 positions



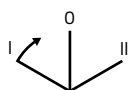
CAM O

○ Bianco / White	27,4	020SMON
● Rosso / Red	27,4	020SMOR
● Verde / Green	27,4	020SMOV
● Giallo / Yellow	27,4	020SMOG
● Blu / Blue	27,4	020SMOBL



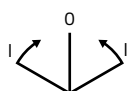
CAM O

○ Bianco / White	27,4	020SMOND
● Rosso / Red	27,4	020SMORD
● Verde / Green	27,4	020SMOVD
● Giallo / Yellow	27,4	020SMOGD
● Blu / Blue	27,4	020SMOBLD



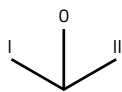
CAM O

○ Bianco / White	27,4	020SMONS
● Rosso / Red	27,4	020SMORS
● Verde / Green	27,4	020SMOVS
● Giallo / Yellow	27,4	020SMOGS
● Blu / Blue	27,4	020SMOBS



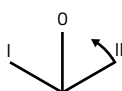
CAM O

○ Bianco / White	27,4	020SMONC
● Rosso / Red	27,4	020SMORC
● Verde / Green	27,4	020SMOVC
● Giallo / Yellow	27,4	020SMOGC
● Blu / Blue	27,4	020SMOBLC



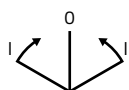
CAM T

○ Bianco / White	27,4	020SMTN
● Rosso / Red	27,4	020SMTR
● Verde / Green	27,4	020SMTV
● Giallo / Yellow	27,4	020SMTG
● Blu / Blue	27,4	020SMTBL



CAM T

○ Bianco / White	27,4	020SMTND
● Rosso / Red	27,4	020SMTRD
● Verde / Green	27,4	020SMTVD
● Giallo / Yellow	27,4	020SMTGD
● Blu / Blue	27,4	020SMTBLD



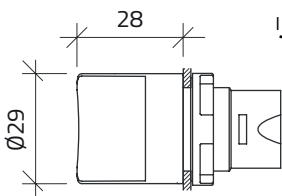
CAM T

○ Bianco / White	27,4	020SMTNC
● Rosso / Red	27,4	020SMTRC
● Verde / Green	27,4	020SMTVC
● Giallo / Yellow	27,4	020SMTGC
● Blu / Blue	27,4	020SMTBLC

Selettori a manopola Ø22 Knob selector switches Ø22

Cercare la combinazione di schemi a pag. 31-32 / See diagram combination on page 31-32

4 posizioni / 4 positions



CAM Q

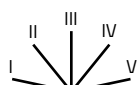
○ Bianco / White	27,4	020SMQN
● Rosso / Red	27,4	020SMQR
● Verde / Green	27,4	020SMQV
● Giallo / Yellow	27,4	020SMQG
● Blu / Blue	27,4	020SMQBL



CAM U

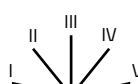
○ Bianco / White	27,4	020SMUND
● Rosso / Red	27,4	020SMURD
● Verde / Green	27,4	020SMUVD
● Giallo / Yellow	27,4	020SMUGD
● Blu / Blue	27,4	020SMUBLD

5 posizioni / 5 positions



CAM R

○ Bianco / White	27,4	020SMRN
● Rosso / Red	27,4	020SMRR
● Verde / Green	27,4	020SMRV
● Giallo / Yellow	27,4	020SMRG
● Blu / Blue	27,4	020SMRBL



CAM V

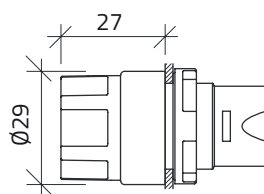
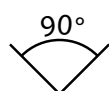
○ Bianco / White	27,4	020SMVN
● Rosso / Red	27,4	020SMVR
● Verde / Green	27,4	020SMVV
● Giallo / Yellow	27,4	020SMVG
● Blu / Blue	27,4	020SMVBL

Selettori luminosi a manopola Ø22

Illuminated knob selector switches Ø22

Cercare la combinazione di schemi a pag. 49-50 / See diagram combination on page 49-50

Selettori luminosi utilizzare max. 2 elementi di contatto / For the illuminated selector switches, use max 2 contact blocks



2 posizioni / 2 positions

g

cod

CAM A

○ Bianco / White	27	020SMLAB
● Rosso / Red	27	020SMLAR
● Verde / Green	27	020SMLAV
● Giallo / Yellow	27	020SMLAG
● Blu / Blue	27	020SMLABL



CAM A

○ Bianco / White	27	020SMLABD
● Rosso / Red	27	020SMLARD
● Verde / Green	27	020SMLAVD
● Giallo / Yellow	27	020SMLAGD
● Blu / Blue	27	020SMLABLD



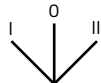
3 posizioni / 3 positions

g

cod

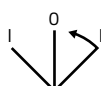
CAM O

○ Bianco / White	27	020SMLOB
● Rosso / Red	27	020SMLOR
● Verde / Green	27	020SMLOV
● Giallo / Yellow	27	020SMLOG
● Blu / Blue	27	020SMLOBL



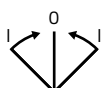
CAM O

○ Bianco / White	27	020SMLOBD
● Rosso / Red	27	020SMLORD
● Verde / Green	27	020SMLOVD
● Giallo / Yellow	27	020SMLOGD
● Blu / Blue	27	020SMLOBLD



CAM O

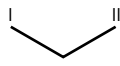
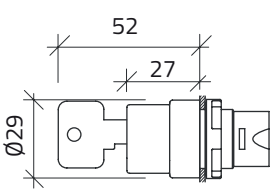
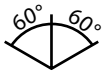
○ Bianco / White	27	020SMLOBC
● Rosso / Red	27	020SMLORC
● Verde / Green	27	020SMLOVC
● Giallo / Yellow	27	020SMLOGC
● Blu / Blue	27	020SMLBLC



Selettori a chiave Ø22 Key selector switches Ø22

Cercare la combinazione di schemi a pag. 31-32 / See diagram combination on page 31-32

2 posizioni 2 positions



CAM A

g

k

cod

k

cod

76



020SCA

76



020SCA2

76



020SCA1

CAM B

76



020SCB



020SCBD

76



020SCB2

76



020SCB0

CAM C



76



020SCC



020SCCS

76



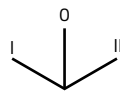
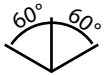
020SCCO

76



020SCC1

3 posizioni 3 positions



CAM O

g

k

cod

k

cod

76



020SCO



020SCOC

76



020SC00



020SCOD

76



020SC010



020SCOD1

76



020SC002



020SCOD0

76



020SC01



020SCOS

76



020SC02



020SCOS2

76

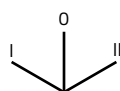


020SC012



020SCOS0

CAM T



76



020SCT



020SCTC

76



020SCT0



020SCTD

76



020SCT10



020SCTD0

76



020SCT02



020SCTD1

76



020SCT1

76



020SCT2

76




020SCT12

Selettori a chiave Ø22 Key selector switches Ø22

Cercare la combinazione di schemi a pag. 31-32 / See diagram combination on page 31-32

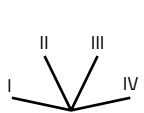
**4 posizioni
4 positions**



CAM Q

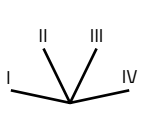

g k cod k cod

76 020SCQ 020SCQ1

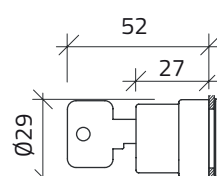


CAM U

76 020SCUD

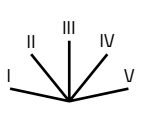
**5 posizioni
5 positions**



CAM R

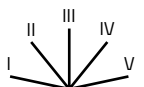
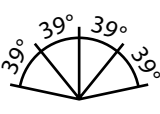
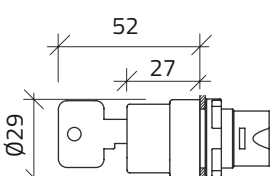
g k cod k cod

76 020SCR 020SCRO



CAM V

76 020SCV 020SCV1







**Chiavi speciali
Special keys**

c suf

Chiave standard 3095, per chiavi speciali far seguire al codice del selettore il suffisso
Standard key 3095, for special keys complete the selector code with the suffix

● Nero / Black	73034	K34
● Rosso / Red	73037	K37
● Giallo / Yellow	73033	K33
● Blu / Blue	73038	K38
● Arancio / Orange	73040	K40
	3353	K53
	9901	K01
	9902	K02
	9903	K03
	9904	K04
	9905	K05
	9910	K10
	9916	K16
	9919	K19

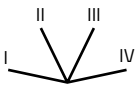
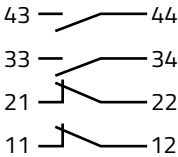
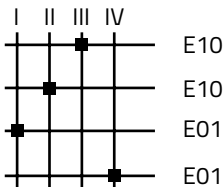
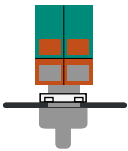
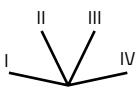
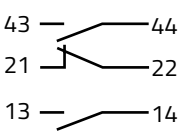
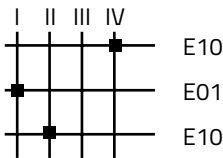
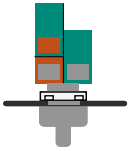
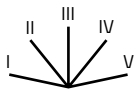
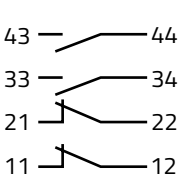
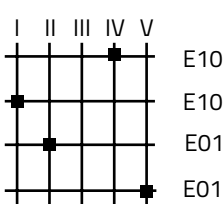
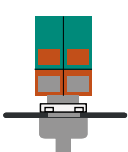
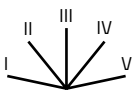
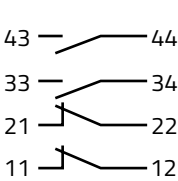
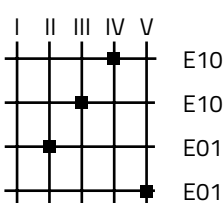
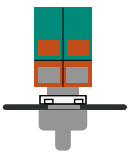



Combinazione di schemi Diagram combination

020

			Schema Diagram	Contatti flangiati Flanged contacts
	CAM A	13 — 14		 020E10 020G
	CAM A	21 — 22 13 — 14		 020E01 020E10 020G
	CAM B	21 — 22 13 — 14		 020E01 020E10 020G
	CAM C	21 — 22 13 — 14		 020E01 020E10 020G
	CAM O	23 — 24 13 — 14		 020E10 020E10 020G
	CAM O	21 — 22 13 — 14		 020E01 020E10 020G
	CAM O	43 — 44 33 — 34 21 — 22 11 — 12		 020E01 020E10 020E10 020E10 020G
	CAM T	21 — 22 13 — 14		 020E01 020E10 020G
	CAM T	43 — 44 33 — 34 21 — 22 11 — 12		 020E10 020E10 020E01 020E01 020G

Combinazione di schemi Diagram combination

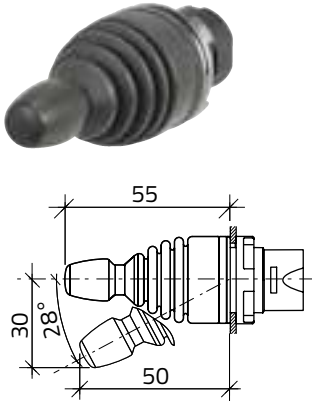
		Schema Diagram	Contatti flangiati Flanged contacts	
	CAM Q			 020E10 020E10 020E01 020E01 020G
	CAM U			 020E10 020E10 020E01 020G
	CAM R			 020E10 020E10 020E01 020E01 020G
	CAM V			 020E10 020E10 020E01 020E01 020G



Manipolatori H 55 Ø22

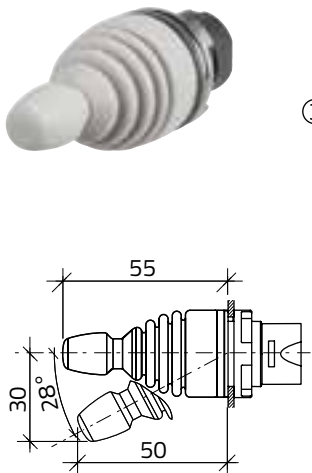
Joysticks H 55 Ø22

2 posizioni 2 positions



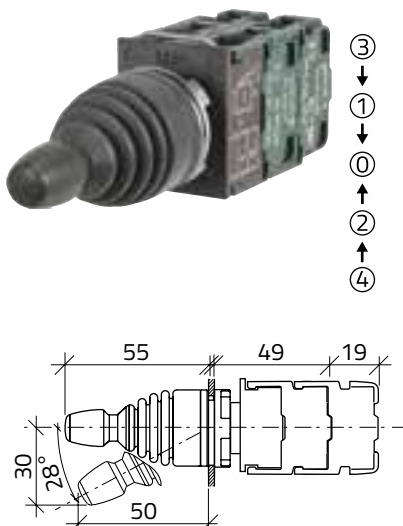
				g	cod
①	● RAL 7016	1-2	permanenti / maintained	40	020MT2P
①	● RAL 7035	1-2	permanenti / maintained	40	020MT2PGR
②	● RAL 7016	1-2	temporanee / spring return	40	020MT2T
②	● RAL 7035	1-2	temporanee / spring return	40	020MT2TGR
	● RAL 7016	1	permanente / maintained		
		2	temporanea / spring return	40	020MT1P1T
	● RAL 7035	1	permanente / maintained		
		2	temporanea / spring return	40	020MT1P1TGR

4 posizioni 4 positions



				g	cod
①	● RAL 7016	1-2-3-4	permanenti / maintained	40	020MT4P
①	● RAL 7035	1-2-3-4	permanenti / maintained	40	020MT4PGR
③ ④	● RAL 7016	1-2-3-4	temporanee / spring return	40	020MT4T
③ ④	● RAL 7035	1-2-3-4	temporanee / spring return	40	020MT4TGR
	● RAL 7016	1-2	permanenti / maintained		
		3-4	temporanee / spring return	40	020MT2P2T
	● RAL 7035	1-2	permanenti / maintained		
		3-4	temporanee / spring return	40	020MT2P2TGR

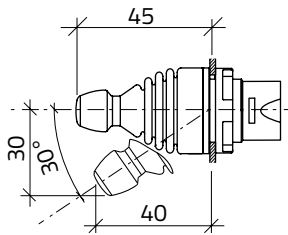
Manipolatori speciali 4 posizioni Special joysticks 4 positions



				g	cod
③	● RAL 7016	1-2-3-4	temporanee / spring return	90	020MT4TL40AR

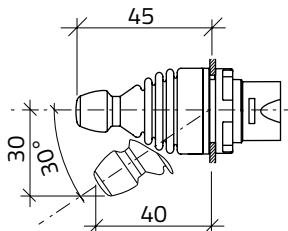
Manipolatori H 45 Ø22 Joysticks H 45 Ø22

2 posizioni 2 positions



				g	cod
①	● RAL 7016	1-2	permanenti / <i>maintained</i>	40	020MTR2P
①	● RAL 7035	1-2	permanenti / <i>maintained</i>	40	020MTR2PGR
②	● RAL 7016	1-2	temporanee / <i>spring return</i>	40	020MTR2T
	● RAL 7035	1-2	temporanee / <i>spring return</i>	40	020MTR2TGR
	● RAL 7016	1	permanente / <i>maintained</i>		
		2	temporanea / <i>spring return</i>	40	020MTR1P1T
	● RAL 7035	1	permanente / <i>maintained</i>		
		2	temporanea / <i>spring return</i>	40	020MTR1P1TGR

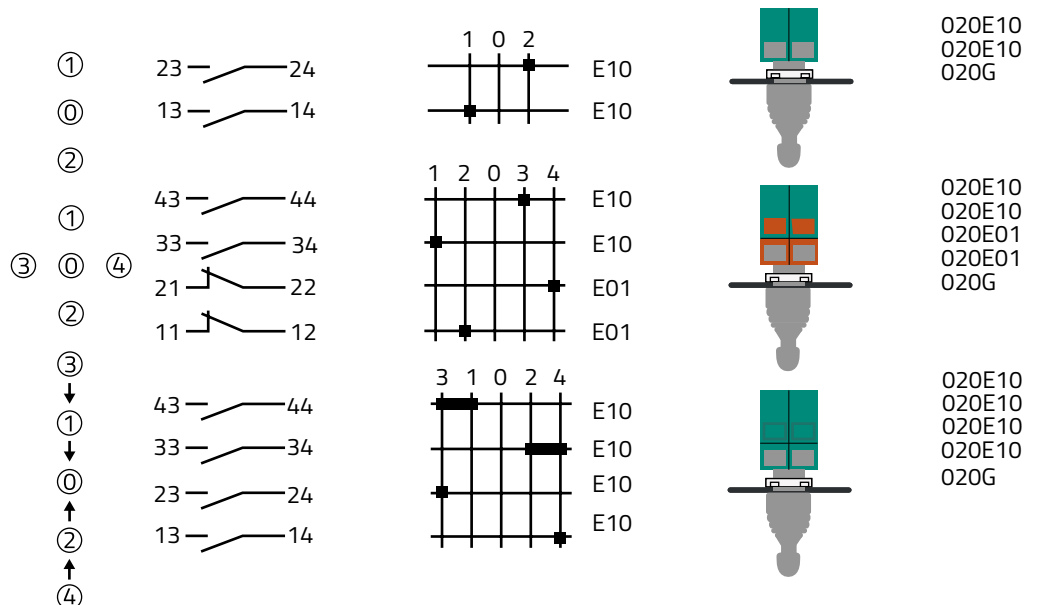
4 posizioni 4 positions



				g	cod
①	● RAL 7016	1-2-3-4	permanenti / <i>maintained</i>	40	020MTR4P
③ ① ④	● RAL 7035	1-2-3-4	permanenti / <i>maintained</i>	40	020MTR4PGR
②	● RAL 7016	1-2-3-4	temporanee / <i>spring return</i>	40	020MTR4T
	● RAL 7035	1-2-3-4	temporanee / <i>spring return</i>	40	020MTR4TGR
	● RAL 7016	1-2	permanenti / <i>maintained</i>		
		3-4	temporanee / <i>spring return</i>	40	020MTR2P2T
	● RAL 7035	1-2	permanenti / <i>maintained</i>		
		3-4	temporanee / <i>spring return</i>	40	020MTR2P2TGR

Schema Diagram

Contatti flangianti Flanged contacts



Portalampana BA9S Lampholders BA9S

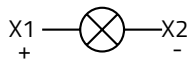
020

Portalampana / Lampholders

g n cod

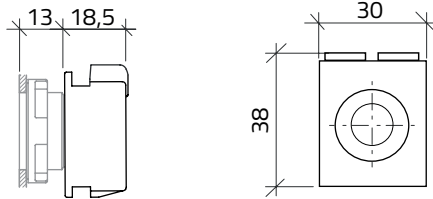


~ = Alimentazione diretta / Direct supply

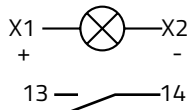


IEC: BA9S 380V. max 2W esclusa / excluded
Valori certificati IMQ / IMQ certified values
UL - CSA: BA9S 250V. max 2W esclusa / excluded

16 10 020PD9

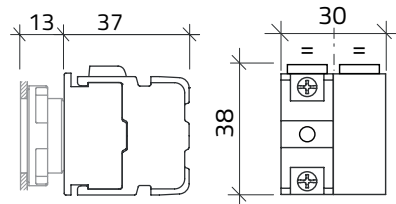


~ = Alimentazione diretta / Direct supply

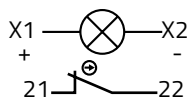


IEC: BA9S 380V. max 2W esclusa / excluded
Valori certificati IMQ / IMQ certified values
UL - CSA: BA9S 250V. max 2W esclusa / excluded
1 NO Aperto / Open

26 5 020PD910

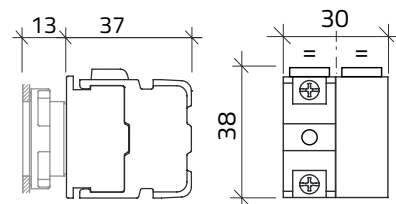


~ = Alimentazione diretta / Direct supply

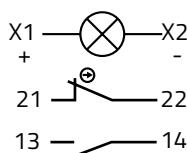


IEC: BA9S 380V. max 2W esclusa / excluded
Valori certificati IMQ / IMQ certified values
UL - CSA: BA9S 250V. max 2W esclusa / excluded
1 NC Chiuso / Closed

26 5 020PD901

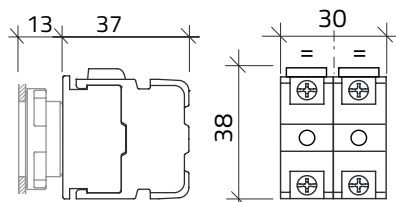


~ = Alimentazione diretta / Direct supply



IEC: BA9S 380V. max 2W esclusa / excluded
Valori certificati IMQ / IMQ certified values
UL - CSA: BA9S 250V. max 2W esclusa / excluded
1 NC Chiuso / Closed
1 NO Aperto / Open

26 5 020PD911



Portalampana BA9S Lampholders BA9S

Portalampana / Lampholders



Alimentazione diretta / Direct supply



g

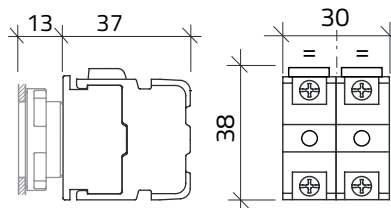
n

cod

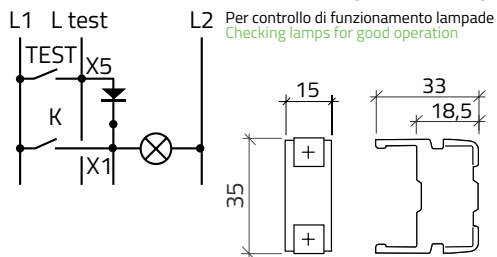
37

5

020PD920



Elemento prova lampada / Lamp test module




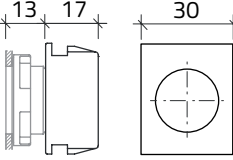




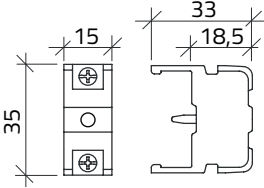




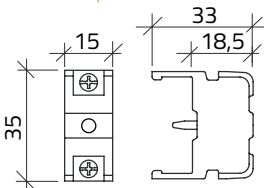


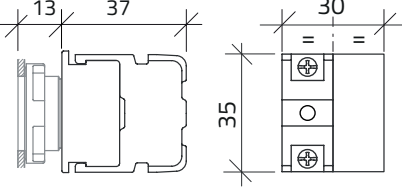


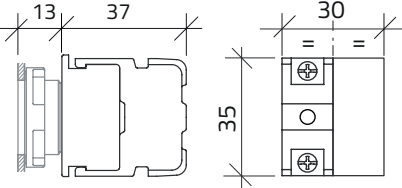



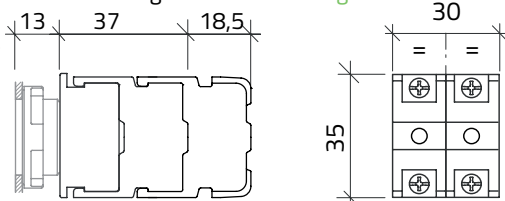
16

020ET

Elementi di contatto


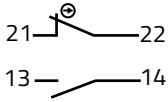
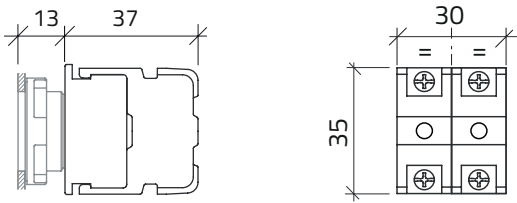

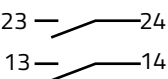
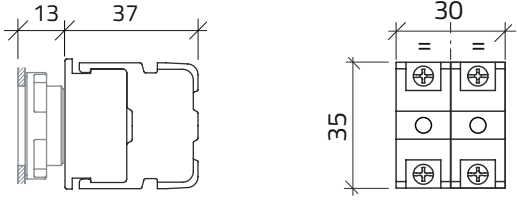

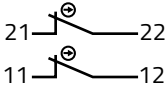
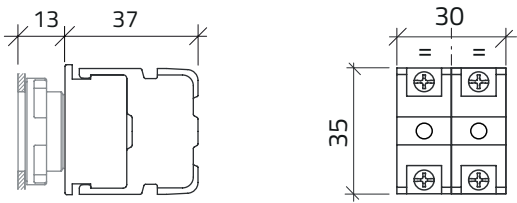

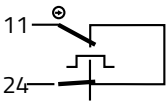
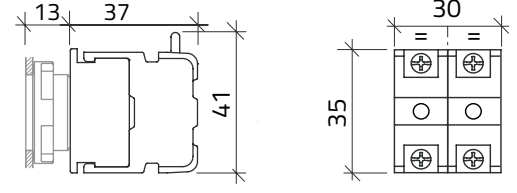

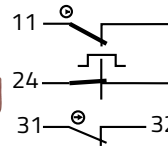
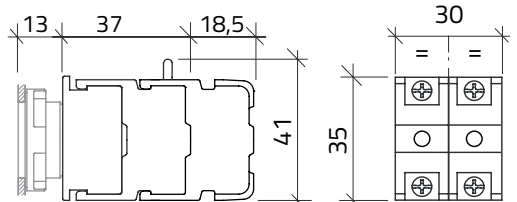
Contact blocks

Elementi di contatto / Contact blocks

		g	n	cod
	 <p>Flangia per contatti / Flange for contacts</p>	8	10	020G
	 <p>1 NO</p>	10	10	020E10
	 <p>1 NO Chiusura anticipata / 1 NO Early make</p>	10	5	020E10A
	 <p>1 NO</p> <p><small>Contatti dorati e viti terminali inox. Idoneo per ambienti con fenomeni di corrosione Gold-plated contacts and stainless steel terminal screws suitable for corrosive environment</small></p>	10	5	020E10AU
				
	 <p>1 NC</p>	10	10	020E01
	 <p>1 NC Apertura ritardata / 1 NC Late break</p>	10	5	020E01R
	 <p>1 NC</p> <p><small>Contatti dorati e viti terminali inox. Idoneo per ambienti con fenomeni di corrosione Gold-plated contacts and stainless steel terminal screws suitable for corrosive environment</small></p>	10	5	020E01AU
				
	 <p>1 NO con flangia / 1NO with flange</p>	19	5	020GE10
				
	 <p>1 NC con flangia / 1NC with flange</p>	19	5	020GE01
				
	 <p>1 NO con flangia / 1NO with flange</p>  <p>1 NC con flangia / 1NC with flange</p>	50		020GE22
				

Elementi di contatto Contact blocks

Elementi di contatto / Contact blocks

			g	n	cod
	 <p>21 — 22 13 — 14</p> <p>1 NC con flangia / 1NC with flange 1 NO con flangia / 1NO with flange</p>		19	5	020GE11
	 <p>23 — 24 13 — 14</p> <p>1 NO con flangia / 1NO with flange 1 NO con flangia / 1NO with flange</p>		19	5	020GE20
	 <p>21 — 22 11 — 12</p> <p>1 NC con flangia / 1NC with flange 1 NC con flangia / 1NC with flange</p>		19	5	020GE02
	 <p>11 — 24 24 — 11</p> <p>Elemento di contatto con automonitoraggio Contact block with self-monitoring</p>		19	5	020GE01S
	 <p>11 — 24 24 — 11 31 — 32</p> <p>Elemento di contatto con automonitoraggio Contact block with self-monitoring</p>		19	5	020GE02S

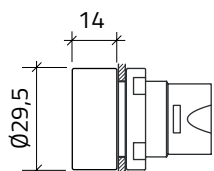
Pulsanti normali Ø22 Ghiera in metallo

Normal push-buttons Ø22 Metal bezel

Pulsanti normali / Normal push-buttons

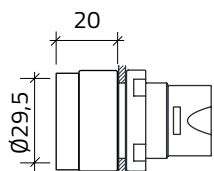
g

cod



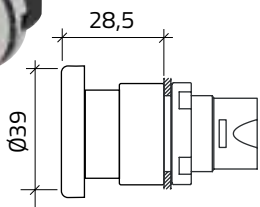
Pulsanti con guardia / Guarded push-buttons

● Nero / Black	33	020PTAINW
● Rosso / Red	33	020PTAIRW
● Verde / Green	33	020PTAIVW
● Giallo / Yellow	33	020PTAIGW
● Blu / Blue	33	020PTAIBLW
○ Bianco / White	33	020PTAIBW
● Grigio / Grey	33	020PTAIGRW
● Arancio / Orange	33	020PTAIAW



Pulsanti sporgenti / Projecting push-buttons

● Nero / Black	34	020PTASNW
● Rosso / Red	34	020PTASRW
● Verde / Green	34	020PTASVW
● Giallo / Yellow	34	020PTASGW
● Blu / Blue	34	020PTASBLW
○ Bianco / White	34	020PTASBW
● Grigio / Grey	34	020PTASGRW



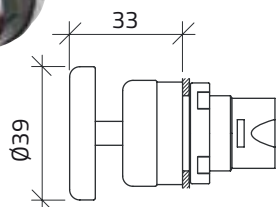
Pulsanti a fungo Ø40 / Mushroom push-buttons Ø40

● Nero / Black	44	020PTAFNW
● Rosso / Red	44	020PTAFRW
● Verde / Green	44	020PTAFVW
● Giallo / Yellow	44	020PTAFGW
● Blu / Blue	44	020PTAFBLW

Pulsanti a fungo oscillanti Ø40 Floating mushroom push-buttons Ø40

g

cod



● Nero / Black	44	020PTAFONK
● Rosso / Red	44	020PTAFORK

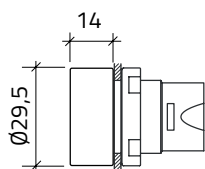
Pulsanti luminosi Ø22 Ghiera in metallo

Illuminated push-buttons Ø22 Metal bezel

Pulsanti luminosi / Illuminated push-buttons

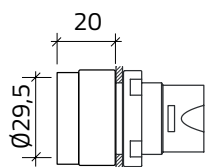
g

cod



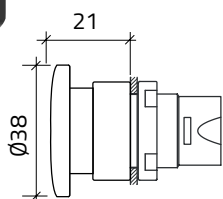
Pulsanti con guardia / Guarded push-buttons

● Rosso / Red	33	020PTAILRW
● Verde / Green	33	020PTAILVW
● Giallo / Yellow	33	020PTAILGW
● Blu / Blue	33	020PTAILBLW
○ Bianco / White	33	020PTAILBW
● Arancio / Orange	33	020PTAILAW
○ Trasparente / Clear	33	020PTAILIW



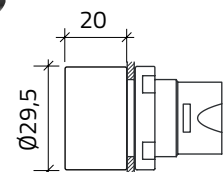
Pulsanti sporgenti / Projecting push-buttons

● Rosso / Red	35	020PTASLRW
● Verde / Green	35	020PTASLVW
● Giallo / Yellow	35	020PTASLGW
● Blu / Blue	35	020PTASLBLW
○ Bianco / White	35	020PTASLBW
● Arancio / Orange	35	020PTASLAW
○ Trasparente / Clear	35	020PTASLIW



Pulsanti a fungo Ø38 / Mushroom push-buttons Ø38

● Rosso / Red	36	020PTAFLRW
● Verde / Green	36	020PTAFLVW
● Giallo / Yellow	36	020PTAFLGW



Pulsanti con guardia completa / Push-buttons with full guard

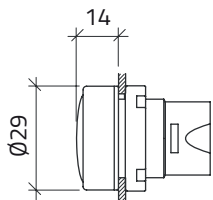
● Rosso / Red	29	020PTSSLRW
● Verde / Green	29	020PTSSLVW
● Giallo / Yellow	29	020PTSSLGW
● Blu / Blue	29	020PTSSLBLW
○ Bianco / White	29	020PTSSLBW
● Arancio / Orange	29	020PTSSLAW
○ Trasparente / Clear	29	020PTSSLIW

Lampade spia Ø22 Ghiera in metallo

Pilot lights Ø22 Metal bezel

020

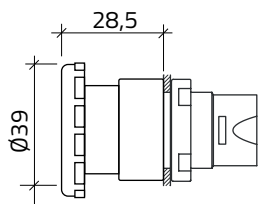
Lampade spia inviolabile Tamper-proof pilot lights



	g	cod
● Rosso / Red	30	020LTBBRW
● Verde / Green	30	020LTBBVW
● Giallo / Yellow	30	020LTBBGW
● Blu / Blue	30	020LTBBBLW
○ Bianco / White	30	020LTBBBW
○ Trasparente / Clear	30	020LTBBIW
● Arancio / Orange	30	020LTBBAW

Pulsanti d' emergenza Ø22 Ghiera in metallo Emergency stop push-buttons Ø22 Metal bezel

Pulsante a fungo ad aggancio Ø40 Latching mushroom push-button Ø40



Sgancio rotazione / Twist realese

● Rosso / Red

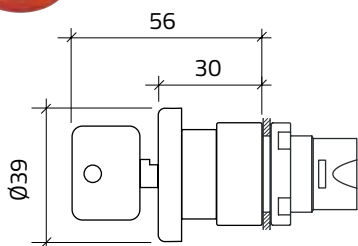
g

45

cod

020PTAARW

Pulsante a fungo a chiave Ø40 Key mushroom push-button Ø40



Sgancio a chiave / Key realese

chiave 73037 con impugnatura colore rosso / key 73037 with red cap

● Rosso / Red

g

94

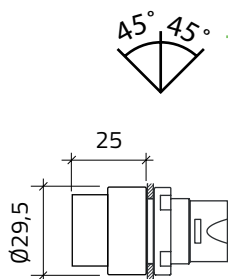
cod

020PTHCRW

Selettori a manopola Ø22 Ghiera in metallo Knob selector switches Ø22 Metal bezel

Cercare la combinazione di schemi a pag. 49-50 / See diagram combination on page 49-50

2 posizioni / 2 positions



CAM A

● Nero / Black	38	020STAMANW
● Rosso / Red	38	020STAMARW
● Verde / Green	38	020STAMAVW
● Giallo / Yellow	38	020STAMAGW
● Blu / Blue	38	020STAMABLW



CAM B

● Nero / Black	38	020STAMBNW
● Rosso / Red	38	020STAMBRW
● Verde / Green	38	020STAMBVW
● Giallo / Yellow	38	020STAMBGW
● Blu / Blue	38	020STAMBBLW



CAM B

● Nero / Black	38	020STAMBNWD
● Rosso / Red	38	020STAMBRWD
● Verde / Green	38	020STAMBVWD
● Giallo / Yellow	38	020STAMBGWD
● Blu / Blue	38	020STAMBBLWD



CAM C

● Nero / Black	38	020STAMCNW
● Rosso / Red	38	020STAMCRW
● Verde / Green	38	020STAMCVW
● Giallo / Yellow	38	020STAMCGW
● Blu / Blue	38	020STAMCBLW



CAM C

● Nero / Black	38	020STAMCNWS
● Rosso / Red	38	020STAMCRWS
● Verde / Green	38	020STAMCVWS
● Giallo / Yellow	38	020STAMCGWS
● Blu / Blue	38	020STAMCBLWS

Selettori a manopola Ø22 Ghiera in metallo Knob selector switches Ø22 Metal bezel

Cercare la combinazione di schemi a pag. 49-50 / See diagram combination on page 49-50



3 posizioni / 3 positions

g

cod

CAM O			
	● Nero / Black	38	020STAMONW
	● Rosso / Red	38	020STAMORW
	● Verde / Green	38	020STAMOVW
	● Giallo / Yellow	38	020STAMOGW
	● Blu / Blue	38	020STAMOBLW

CAM O			
	● Nero / Black	38	020STAMONWD
	● Rosso / Red	38	020STAMORWD
	● Verde / Green	38	020STAMOVWD
	● Giallo / Yellow	38	020STAMOGWD
	● Blu / Blue	38	020STAMOBLWD

CAM O			
	● Nero / Black	38	020STAMONWS
	● Rosso / Red	38	020STAMORWS
	● Verde / Green	38	020STAMOVWS
	● Giallo / Yellow	38	020STAMOGWS
	● Blu / Blue	38	020STAMOBLWS

CAM O			
	● Nero / Black	38	020STAMONWC
	● Rosso / Red	38	020STAMORWC
	● Verde / Green	38	020STAMOVWC
	● Giallo / Yellow	38	020STAMOGWC
	● Blu / Blue	38	020STAMOBLWC

CAM E			
	● Nero / Black	38	020STAMENW

CAM E			
	● Nero / Black	38	020STAMENWD

CAM T			
	● Nero / Black	38	020STAMTNW
	● Rosso / Red	38	020STAMTRW
	● Verde / Green	38	020STAMTVW
	● Giallo / Yellow	38	020STAMTGW
	● Blu / Blue	38	020STAMTBLW

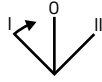
CAM T			
	● Nero / Black	38	020STAMTNWD
	● Rosso / Red	38	020STAMTRWD
	● Verde / Green	38	020STAMTVWD
	● Giallo / Yellow	38	020STAMTGWD
	● Blu / Blue	38	020STAMTBLWD

Selettori a manopola Ø22 Ghiera in metallo Knob selector switches Ø22 Metal bezel

Cercare la combinazione di schemi a pag. 49-50 / See diagram combination on page 49-50

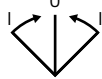


3 posizioni / 3 positions



CAM T

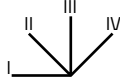
● Nero / Black	38	020STAMTNWS
● Rosso / Red	38	020STAMTRWS
● Verde / Green	38	020STAMTVWS
● Giallo / Yellow	38	020STAMTGWS
● Blu / Blue	38	020STAMTBLWS



CAM T

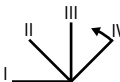
● Nero / Black	38	020STAMTNWC
● Rosso / Red	38	020STAMTRWC
● Verde / Green	38	020STAMTVWC
● Giallo / Yellow	38	020STAMTGWC
● Blu / Blue	38	020STAMTBLWC

4 posizioni / 4 positions



CAM Q

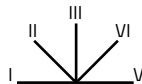
● Nero / Black	38	020STAMQNW
● Rosso / Red	38	020STAMQRW
● Verde / Green	38	020STAMQVW
● Giallo / Yellow	38	020STAMQGW
● Blu / Blue	38	020STAMQBLW



CAM U

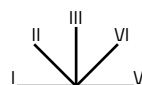
● Nero / Black	38	020STAMUNW
----------------	----	-------------------

5 posizioni / 5 positions



CAM R

● Nero / Black	38	020STAMRNW
● Rosso / Red	38	020STAMRRW
● Verde / Green	38	020STAMRVW
● Giallo / Yellow	38	020STAMRGW
● Blu / Blue	38	020STAMRBLW




CAM Z

● Nero / Black	38	020STAMZNW
● Rosso / Red	38	020STAMZRW
● Verde / Green	38	020STAMZVW
● Giallo / Yellow	38	020STAMZGW
● Blu / Blue	38	020STAMZBLW

Selettori luminosi a manopola Ø22 Ghiera in metallo Illuminated knob selector switches Ø22 Metal bezel

Cercare la combinazione di schemi a pag. 49-50 / See diagram combination on page 49-50



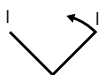
2 posizioni / 2 positions

g cod



CAM A

● Rosso / Red	38	020STAMLARW
● Verde / Green	38	020STAMLAVW
● Giallo / Yellow	38	020STAMLAGW
● Blu / Blue	38	020STAMLABLW
○ Bianco / White	38	020STAMLABW
● Arancione / Orange	38	020STAMLAAW
○ Trasparente / Clear	38	020STAMLAIW

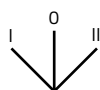


CAM A

● Rosso / Red	38	020STAMLARWD
● Verde / Green	38	020STAMLAVWD
● Giallo / Yellow	38	020STAMLAGWD
● Blu / Blue	38	020STAMLABLWD
○ Bianco / White	38	020STAMLABWD
● Arancione / Orange	38	020STAMLAAWD
○ Trasparente / Clear	38	020STAMLAIWD

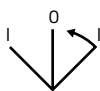
3 posizioni / 3 positions

g cod



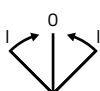
CAM O

● Rosso / Red	38	020STAMLORW
● Verde / Green	38	020STAMLOVW
● Giallo / Yellow	38	020STAMLOGW
● Blu / Blue	38	020STAMLOBLW
○ Bianco / White	38	020STAMLOBW
● Arancione / Orange	38	020STAMLOAW
○ Trasparente / Clear	38	020STAMLOIW



CAM O

● Rosso / Red	38	020STAMLORWD
● Verde / Green	38	020STAMLOVWD
● Giallo / Yellow	38	020STAMLOGWD
● Blu / Blue	38	020STAMLOBLWD
○ Bianco / White	38	020STAMLOBWD
● Arancione / Orange	38	020STAMLOAWD
○ Trasparente / Clear	38	020STAMLOIWD



CAM O

● Rosso / Red	38	020STAMLORWC
● Verde / Green	38	020STAMLOVWC
● Giallo / Yellow	38	020STAMLOGWC
● Blu / Blue	38	020STAMLOBLWC
○ Bianco / White	38	020STAMLOBWC
● Arancione / Orange	38	020STAMLOAWC
○ Trasparente / Clear	38	020STAMLOIWC

Selettori a chiave Ø22 Ghiera in metallo

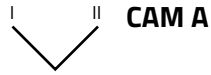
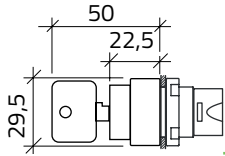
Key selector switches Ø22 Metal bezel

Cercare la combinazione di schemi a pag. 49-50 / See diagram combination on page 49-50

020

2 posizioni
2 positions

g k cod k cod



CAM A

95



020STACAW



020STACAW2

95



020STACAW4



CAM B

95



020STACBW



020STACBW2

95



020STACBW4



CAM B

95



020STACBWD



CAM C

95



020STACCW



020STACCW2

95



020STACCW4



CAM C

95



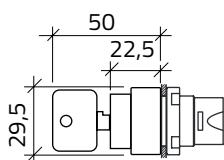
020STACAWS



Selettori a chiave Ø22 Ghiera in metallo

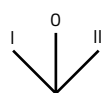
Key selector switches Ø22 Metal bezel

Cercare la combinazione di schemi a pag. 49-50 / See diagram combination on page 49-50



3 posizioni
3 positions

g k cod k cod



CAM O

95



020STACOW



020STACOW2

95



020STACOW3



020STACOW4

95



020STACOW5

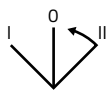


020STACOW6

95



020STACOW7



CAM O

95



020STACOWD

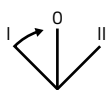


020STACOWD2

95



020STACOWD3



CAM O

95



020STACOWS

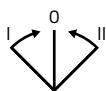


020STACOWS3

95



020STACOWS4

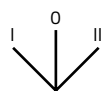


CAM O

95



020STACOWC



CAM T

95



020STACTW



020STACTW2

95



020STACTW3



020STACTW4

95



020STACTW5

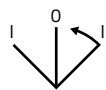


020STACTW6

95



020STACTW7



CAM T

95



020STACTWD

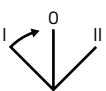


020STACTWD2

95



020STACTWD3



CAM T

95



020STACTWS

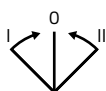


020STACTWS3

95



020STACTWS4



CAM T

95



020STACTWC

Combinazione di schemi Ø22 Ghiera in metallo

Diagram combination Ø22 Metal bezel

020

			Schema Diagram	Contatti flangianti Flanged contacts
	CAM A	13 — 14	 E10	 020E10 020G
	CAM A	21 — 22 13 — 14	 E01 E10	 020E01 020E10 020G
	CAM B	21 — 22 13 — 14	 E01 E10	 020E01 020E10 020G
	CAM C	21 — 22 13 — 14	 E01 E10	 020E01 020E10 020G
	CAM O	23 — 24 13 — 14	 E10 E10	 020E10 020E10 020G
	CAM O	21 — 22 13 — 14	 E01 E10	 020E10 020E10 020G
	CAM O	43 — 44 33 — 34 21 — 22 11 — 12	 E10 E10 E01 E01	 020E10 020E10 020E01 020E01 020G
	CAM E	21 — 22 13 — 14	 E01 E10	 020E01 020E10 020G
	CAM T	21 — 22 13 — 14	 E01 E10	 020E01 020E10 020G



Combinazione di schemi Ø22 Ghiera in metallo

Diagram combination Ø22 Metal bezel

		Schema Diagram	Contatti flangiati Flanged contacts																														
	CAM T	 <table border="1"> <tr><td>I</td><td>0</td><td>II</td><td></td></tr> <tr><td></td><td></td><td></td><td>E10</td></tr> <tr><td></td><td></td><td></td><td>E10</td></tr> <tr><td></td><td></td><td></td><td>E01</td></tr> <tr><td></td><td></td><td></td><td>E01</td></tr> </table>	I	0	II					E10				E10				E01				E01	 020E10 020E10 020E01 020E01 020G										
I	0	II																															
			E10																														
			E10																														
			E01																														
			E01																														
	CAM Q	 <table border="1"> <tr><td>I</td><td>II</td><td>III</td><td>IV</td><td></td></tr> <tr><td></td><td></td><td></td><td></td><td>E10</td></tr> <tr><td></td><td></td><td></td><td></td><td>E10</td></tr> <tr><td></td><td></td><td></td><td></td><td>E01</td></tr> <tr><td></td><td></td><td></td><td></td><td>E01</td></tr> </table>	I	II	III	IV						E10					E10					E01					E01	 020E10 020E10 020E01 020E01 020G					
I	II	III	IV																														
				E10																													
				E10																													
				E01																													
				E01																													
	CAM U	 <table border="1"> <tr><td>I</td><td>II</td><td>III</td><td>IV</td><td></td></tr> <tr><td></td><td></td><td></td><td></td><td>E10</td></tr> <tr><td></td><td></td><td></td><td></td><td>E01</td></tr> <tr><td></td><td></td><td></td><td></td><td>E10</td></tr> </table>	I	II	III	IV						E10					E01					E10	 020E10 020E10 020E01 020G										
I	II	III	IV																														
				E10																													
				E01																													
				E10																													
	CAM R	 <table border="1"> <tr><td>I</td><td>II</td><td>III</td><td>IV</td><td>V</td><td></td></tr> <tr><td></td><td></td><td></td><td></td><td></td><td>E10</td></tr> <tr><td></td><td></td><td></td><td></td><td></td><td>E10</td></tr> <tr><td></td><td></td><td></td><td></td><td></td><td>E01</td></tr> <tr><td></td><td></td><td></td><td></td><td></td><td>E01</td></tr> </table>	I	II	III	IV	V							E10						E10						E01						E01	 020E10 020E10 020E01 020E01 020G
I	II	III	IV	V																													
					E10																												
					E10																												
					E01																												
					E01																												
	CAM Z	 <table border="1"> <tr><td>I</td><td>II</td><td>III</td><td>IV</td><td>V</td><td></td></tr> <tr><td></td><td></td><td></td><td></td><td></td><td>E10</td></tr> <tr><td></td><td></td><td></td><td></td><td></td><td>E10</td></tr> <tr><td></td><td></td><td></td><td></td><td></td><td>E01</td></tr> <tr><td></td><td></td><td></td><td></td><td></td><td>E01</td></tr> </table>	I	II	III	IV	V							E10						E10						E01						E01	 020E10 020E10 020E01 020E01 020G
I	II	III	IV	V																													
					E10																												
					E10																												
					E01																												
					E01																												

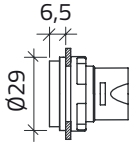


Accessori Ø22

Accessories Ø22

020

Corpo per lampade spia / Pilot light body



Completare articolo con gemma ed eventuale diffusore con simbolo
To be fitted with lens and possible diffuser with symbol

g **n** **cod**

6 5 **020UL**

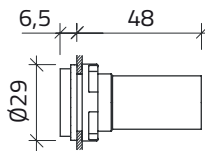
Corpo per lampada spia monoblocco Monolithic pilot light body



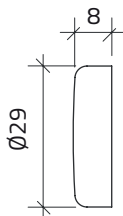
Completare articolo con gemma ed eventuale diffusore con simbolo
To be fitted with lens and possible diffuser with symbol
Alimentazione diretta / Direct supply

g **n** **cod**

14 5 **020LM**



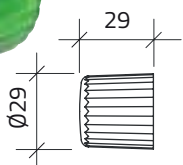

Gemme per lampade spia / Lenses for pilot lights



- Rosso / Red
- Verde / Green
- Giallo / Yellow
- Blu / Blue
- Bianco / White
- Arancio / Orange
- Trasparente / Clear

g **n** **cod**

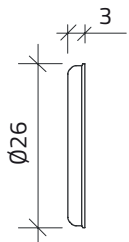
3	5	020GR
3	5	020GV
3	5	020GG
3	5	020GBL
3	5	020GB
3	5	020GA
3	5	020GI



- Rosso / Red
- Verde / Green
- Giallo / Yellow
- Blu / Blue
- Bianco / White
- Arancio / Orange
- Trasparente / Clear

7	5	020GAR
7	5	020GAV
7	5	020GAG
7	5	020GABL
7	5	020GAB
7	5	020GAA
7	5	020GAI

Diffusori con simbolo / Diffusers caps with symbol



Completare il codice con il suffisso del simbolo desiderato vedi pag 52
Code to be completed with the suffix of the desired symbol, see page 52.

Per lampade spia / For pilot lights

g **n** **cod**

0,8 10 **020DL*****



Simboli per operatore Ø22 Symbols for operators Ø22

Far seguire al codice articolo il suffisso del simbolo desiderato / Complete the item code with the suffix of the desired symbol


Esempio per pulsanti luminosi sporgenti e a fungo
Example for illuminated push-button: projecting and mushroom



Esempio per lampade spia
Example for pilot lights



Esempio per marcatura pulsanti
Example for push-button marking


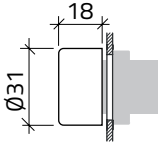


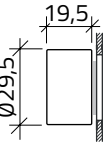

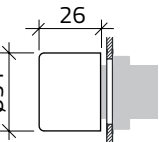

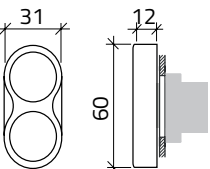


Simboli per veicoli raccolta rifiuti Symbols for waste collection vehicles


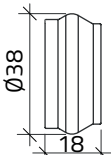
SIMBOLO SYMBOL	NORMA STANDARD	SUFFISSO SUFFIX	SIMBOLO SYMBOL	NORMA STANDARD	N° N°	SUFFISSO SUFFIX	SIMBOLO SYMBOL	NORMA STANDARD	N° N°	SUFFISSO SUFFIX
→	IEC 5022a	S 47		UNI EN 1501-1	01	S E01		UNI EN 1501-1	19	S E19
↑	IEC 5022a	S 46		UNI EN 1501-1	02	S E02		UNI EN 1501-1	20	S E20
←	IEC 5022a	S 475		UNI EN 1501-1	03	S E03		UNI EN 1501-1	21	S E21
↓	IEC 5022a	S 46B		UNI EN 1501-1	04	S E04		IEC 5007a ISO 700	22	S E22
+	IEC 5005a	S 44		UNI EN 1501-1	05	S E05	○	IEC 5008a ISO 700	23	S E23
-	IEC 5006a	S 45		UNI EN 1501-1	06	S E06		IEC 5013a ISO 70001	24	S E24
	ISO 0096	S 48		UNI EN 1501-1	07	S E07		IEC 1141a ISO 7000	25	S E25
	IEC 5007a	S 43		UNI EN 1501-1	08	S E07		UNI EN 1501-1	26	S E26
○	IEC 5008a	S 42		UNI EN 1501-1	09	S E09		UNI EN 1501-1	27	S E27
⊖	IEC 5010a	S 67		UNI EN 1501-1	10a	S E10a		UNI EN 1501-1	28	S E28
⊕	IEC 5011a	S 68		UNI EN 1501-1	10b	S E10b	↪	IEC 0004a ISO 7000	29	S E29
⚡	IEC 5036a	S 72		UNI EN 1501-1	11	S E11	↪	IEC 0004a ISO 7000	30	S E30
⚠	ISO 0434	S 73		UNI EN 1501-1	12	S E12		UNI EN 1501-2	31	S E31
	IEC 5014a	S 76		UNI EN 1501-1	13	S E13		UNI EN 1501-2	32	S E32
	IEC 5012a	S 78		UNI EN 1501-1	14	S E14				S E16M
⚠	ISO 0085	S 38		UNI EN 1501-1	15	S E15				S E93M
	IEC 5178a	S 138		UNI EN 1501-1	16	S E16				S E98M
	IEC 5638a	S 144		UNI EN 1501-1	17	S E17				S E99M
	UNI EN 1501-1			UNI EN 1501-1	18	S E18				

Accessori Ø22 Accessories Ø22



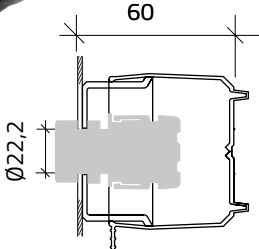
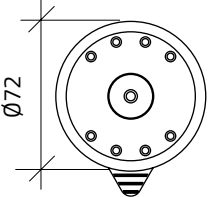
Cappucci in gomma / Rubber caps

	g	n	cod
  <p>Silicone trasparente / Clear silicone</p>			
 <p>Pulsanti con guardia / Guarded push-button</p>	3,5	5	020CS
  <p>Pulsanti con guardia metallica / Push-button with metal bezel</p>	3,5	5	020CGS
  <p>Pulsanti sporgenti / Projecting push-button</p>	3,5	5	020CSGS
  <p>Pulsanti doppi / Twin push-button</p>	3,5	5	020CGP2

Soffietti di protezione per pulsanti a fungo Bellows for mushroom push-buttons

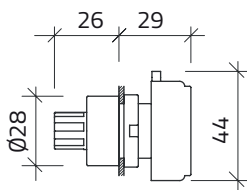
	g	n	cod
  <p>● Nero / Black</p>	3	5	020SGFN
<p>● Rosso / Red</p>	3	5	020SGFR
<p>● Verde / Green</p>	3	5	020SGFV
<p>● Giallo / Yellow</p>	3	5	020SGFG
<p>● Blu / Blue</p>	3	5	020SGFBL

Cappucci di protezione contatti Protective caps for contacts

	g	cod
   	58	020PC22

Accessori Ø22 Accessories Ø22

Operatore potenziometrico / Potentiometer operator



Per potenziometri con albero Ø6mm (non fornito)
For potentiometers with Ø6mm shaft (not included)

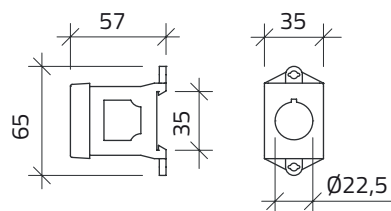

g

cod

135

0200P

Supporto operatore per guida DIN DIN rail mounting adapter for operator



● RAL 7035

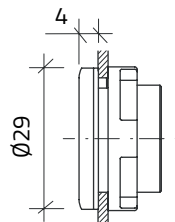
g

cod

16

0205GD

Tappi di chiusura / Hole plugs



● RAL 7035

● Nero / Black

○ Trasparente / Clear

● RAL 7016

g

n

cod

5

10

020TTP

5

10

020TTPN

5

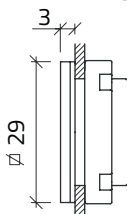
10

020TTPT

5

10

020TTPGR



● Nero / Black

5

10

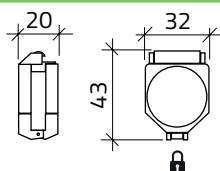
020QTPN

Accessori Ø22

Accessories Ø22

020

Protezioni lucchettabili e piombabili Padlockable and sealable protective covers



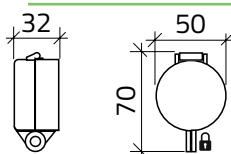
Piombabile / Sealable

g

cod

6

020PTPP



Lucchettabile / Padlockable

14

020PTLO

Accessori di protezione / Protective guards



● RAL 7016
● Giallo/ Yellow

g

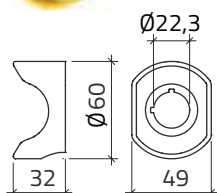
cod

16

020PEO

16

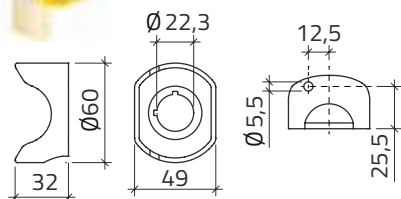
020PEOG



Versione lucchettabile / Padlockable type
● Giallo/ Yellow

15

020PEOGL



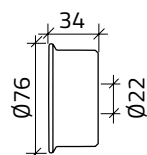
● RAL 7016
● Giallo/ Yellow

35

020GP22

35

020GPG22



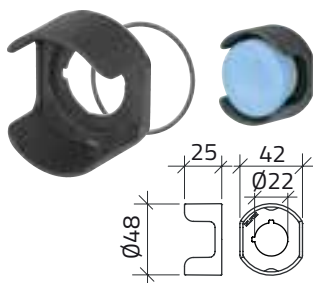
Accessori Ø22 Accessories Ø22

Accessori di protezione in termoplastica Thermoplastic protective guards



- RAL 7016
- Rosso / Red
- Verde / Green
- Giallo/ Yellow
- Blu / Blue

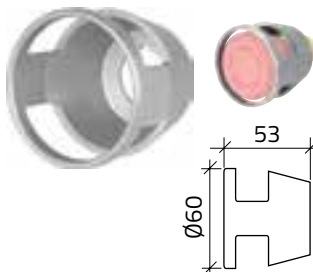
g	cod
13	020GPF
13	020GPFR
13	020GPFV
13	020GPGF
13	020GPFBL



- RAL 7016

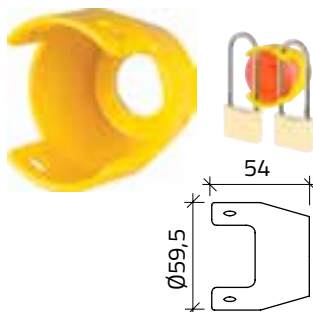
8	020GPF42
---	----------

Accessori di protezione in metallo Metal protective guards



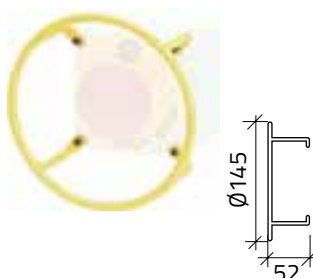
- Grigio / Grey

g	cod
150	020GPE



- Versione lucchettabile / Padlockable type
- Giallo/ Yellow

63	020GPEL
----	---------



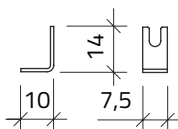
- Giallo/ Yellow

35	020SPE
----	--------

Accessori Ø22

Accessories Ø22

Terminali / Terminals

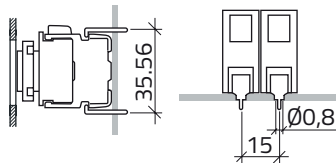


Collegamenti con elemento di comando e portalampada, compatibilità con spinotti 1 x 6.3 / 2 x 2.8 mm tipo isolato / Connection with control element and lampholders 1x6.3 / 2x2.8 mm pins, insulated type

Terminali Faston / Faston terminals

g **n** **cod**

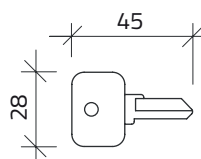
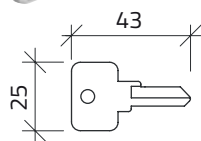
35 10 **020TF**



Terminali a saldare / Solder terminals

35 10 **020TS**

Chiavi / Keys



	g	c	n	cod
	11	3095	2	010K95
	11	3353	2	010K53
	11	9901	2	010K01
	11	9902	2	010K02
	11	9903	2	010K03
	11	9904	2	010K04
	11	9905	2	010K05
	11	9910	2	010K10
	11	9916	2	010K16
	11	9919	2	010K19

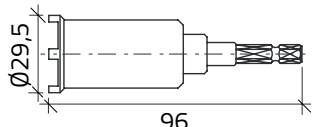
Versione secondo normativa FIAT / Version according to FIAT standards

● Nero / Black	11	73034	2	010K34
● Rosso / Red	11	73037	2	010K37
● Giallo / Yellow	11	73033	2	010K33
● Blu / Blue	11	73038	2	010K38
● Arancio / Orange	11	73040	2	010K40

Accessori Ø22

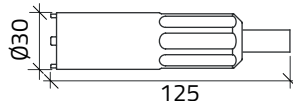
Accessories Ø22

Chavi di serraggio ghiera / Locking ring wrenches



Chiave di serraggio acciaio, per avvitatore $\frac{1}{4}$ "
Steel locking ring wrench for screwdriver $\frac{1}{4}$ "

g	cod
100	020CGA

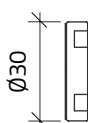


Chiave di serraggio plastica / Plastic locking ring wrench
● Nero / Black

32	020CGN
----	--------

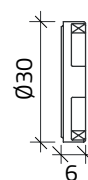
Ghiere di fissaggio operatori

Locking rings for operators



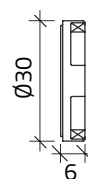

Filettatura passo 2, metallo / Thread pitch 2, metal

g	n	cod
8	5	020GF2



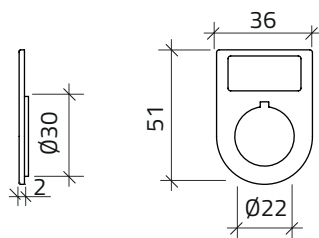
Per lampade spia e tappi / For pilot lights and plugs
Filettatura passo 2, plastica / Thread pitch 2, plastic

4	5	020GF2P
---	---	---------



Per serie ghiera metallo e filo pannello / For metal bezel and flush-mount series
Filettatura passo 1, metallo / Thread pitch 1, metal

8	5	020GF
---	---	-------

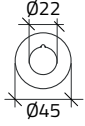
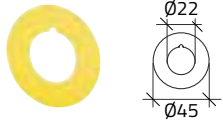


Con supporto targhetta / With label support
Flangia di riduzione da Ø30 a Ø22
Reductive flange from Ø30 to Ø22

8	020FR
---	-------

Targhette Ø22 Legend plates Ø22

Targhette emergenza, secondo VDE 0113 Emergency stop legend plates, according to VDE 0113

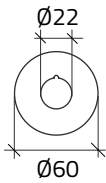


Ø 45

Senza testo / Blank

g **cod**

2 **020D**



Ø 60

Senza testo / Blank

2 **020D0**

ARRESTO EMERGENZA

2 **020D21**

EMERGENCY STOP

2 **020D23**

NOT-AUS

2 **020D39**

ARRET D'URGENCE

2 **020D36**

PARO EMERGENCIA

2 **020D37**

NOOD UIT

2 **020D91**

EMERGENCIA PARAGEM

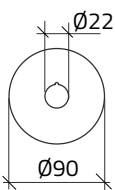
2 **020D95**

NOOD STOP

2 **020D107**

NØD STOP

2 **020D123**



Ø 90

Senza testo / Blank

5,3 **020DD0**

ARRESTO EMERGENZA

5,3 **020DD21**

EMERGENCY STOP

5,3 **020DD23**

NOT-AUS

5,3 **020DD39**

ARRET D'URGENCE

5,3 **020DD36**

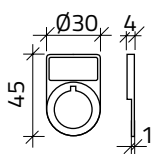
PARO EMERGENCIA

5,3 **020DD37**

EMERGENCIA PARAGEM

5,3 **020DD95**

Porta targhette / Legend plate holders



13x27

● Nero / Black

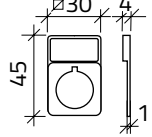
2 10 **020ST**

● Giallo / Yellow

2 10 **020STG**

● RAL 7016

2 10 **020STGR**



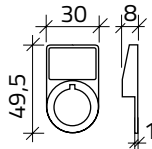
13x27

● Nero / Black

2 10 **020SQ**

● Giallo / Yellow

2 10 **020SQG**



18x27

● Nero / Black

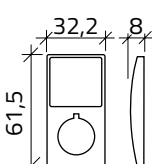
2,5 10 **020ST18**

● Giallo / Yellow

2,5 10 **020ST18G**

● RAL 7016

2,5 10 **020ST18GR**



27x27

● Nero / Black

3 10 **020ST27N**

● Giallo / Yellow

3 10 **020ST27G**

● RAL 7016

3 10 **020ST27GR**

Targhette Ø22 Legend plates Ø22

Targhette adesive con diciture Adhesive labels with texts



cod

cod


cod

Dicitura / Texts

Quantità per confezione n° 10 / Pack quantity n° 10
Colore alluminio, scritta nera / Silver colour, with black text

Marcia	02001T	Emergenza	02021T	1 0 2	02041T
Arresto	02002T	Lavoro	02022T	Reset	02055T
Avanti	02003T	Stop	02023T	Test	02056T
Indietro	02004T	Arresto-Marcia	02024T	Nood Uit	02091T
Salita	02005T	Inser. Disinser.	02025T	ON O Off	02092T
Discesa	02006T	Start	02026T	Manu O Auto	02093T
Destra	02007T	Abbassa	02027T	Danger	02094T
Sinistra	02008T	Alza	02028T	Order Spanning	02095T
Apri	02009T	Alt	02029T	Sous Tension	02096T
Chiude	02010T	Apri Chiude	02030T	Hand O Auto	02097T
Lento	02011T	Aut. Semiaut.	02031T	Arret	02098T
Veloce	02012T	Aut O Man	02032T	Marche	02099T
Avviamento	02013T	0 1	02033T	Marcha	020100T
Arresto Ciclo	02014T	Tensione in linea	02034T	Arranque	020101T
Ciclo Automatico	02016T	Blocco	02035T	Subir	020102T
Ripristino Ciclo	02017T	Arret d'Urgence	02036T	Bajar	020103T
Inserito	02018T	Paro Emergencia	02037T	Parada	020104T
Corrente Inserita	02019T	Not Aus	02039T		
Disinserito	02020T	0 1 2	02040T		

Targhette adesive con simboli Adhesive labels with symbols



cod

cod

Simbolo / Symbol

Quantità per confezione n° 10 / Pack quantity n° 10
Colore alluminio, scritta nera / Silver colour, with black symbol

↑	02046T	○	02042T
→	02047T	☞	02076T
☞	02048T	—	02045T
⊕	02068T	⊖	02067T
⚠	02038T	⚙	02078T
	02043T	⚙	020144T
⚡	02072T	⚠	02073T
⚙	020138T		
+	02044T		

Targhette Ø22

Legend plates Ø22

020

Rotoli etichette adesive in alluminio Aluminium adhesive labels rolls



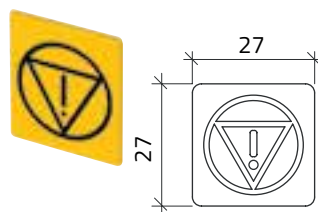
		g	cod
13x27 mm	rotolo da 1300 pz / roll of 1300 pc	170	020RE
18x27 mm	rotolo da 1500 pz / roll of 1500 pc	280	020RE18
27x27 mm	rotolo da 1300 pz / roll of 1300 pc	240	020RE27
60x15 mm	rotolo da 1500 pz / roll of 1500 pc	380	020RE615
60x40 mm	rotolo da 700 pz / roll of 700 pc	500	020RE640
60x60 mm	rotolo da 500 pz / roll of 500 pc	450	020RE660
60x60 mm foro / hole Ø22	rotolo da 500 pz / roll of 500 pc	450	020RE660D
60x80 mm	rotolo da 400 pz / roll of 400 pc	580	020RE680
60x110 mm	rotolo da 300 pz / roll of 300 pc	580	020RE6110

Etichette protettive adesive Adhesive protective labels



	g	n	cod
Pellicola trasparente / Protective film			
13x27 mm	2	10	020PE
18x27 mm	2	10	020PE18
27x27 mm	2	10	020PE27

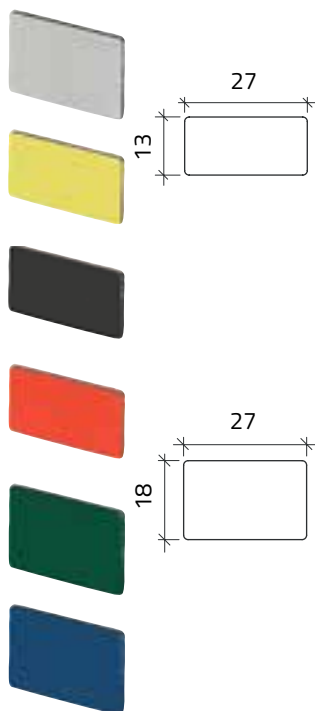
Etichetta adesiva emergenza Adhesive emergency label



	g	cod
Targhetta adesiva / Adhesive label		
27x27 mm	0,2	020144T27

Targhette Ø22 Legend plates Ø22

Etichette neutre adesive / Blank adhesive labels



13x27

Incisione meccanica / Mechanical engraving

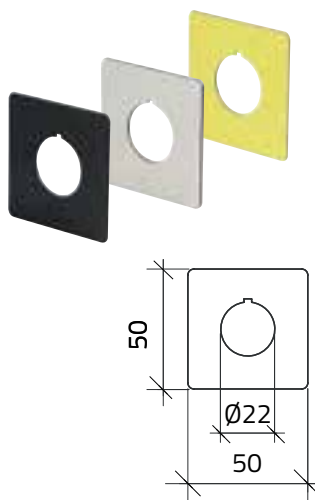
	g	n	cod
● Silver-Incisione nera / Silver-Black engraving	0,2	10	02000T
○ Bianco-Incisione nera / White-Black engraving	0,2	10	02000TB
● Giallo-Incisione nera / Yellow-Black engraving	0,2	10	02000TG
● Nero-Incisione bianca / Black-White engraving	0,2	10	02000TN
● Rosso-Incisione bianca / Red-White engraving	0,2	10	02000TR
● Verde-Incisione bianca / Green-White engraving	0,2	10	02000TV
● Blu-Incisione bianca / Blue-White engraving	0,2	10	02000TBL

18x27

Incisione meccanica / Mechanical engraving

● Silver-Incisione nera / Silver-Black engraving	0,2	10	02000T18
○ Bianco-Incisione nera / White-Black engraving	0,2	10	02000TB18
● Giallo-Incisione nera / Yellow-Black engraving	0,2	10	02000TG18
● Nero-Incisione bianca / Black-White engraving	0,2	10	02000TN18
● Rosso-Incisione bianca / Red-White engraving	0,2	10	02000TR18
● Verde-Incisione bianca / Green-White engraving	0,2	10	02000TV18
● Blu-Incisione bianca / Blue-White engraving	0,2	10	02000TBL18

Etichette adesive Adhesive labels



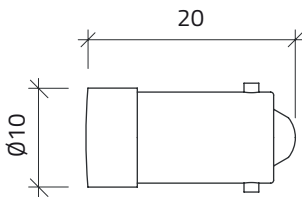
50X50

	g	cod
● Silver-Incisione nera / Silver-Black engraving	1,8	020T50
● Giallo-Incisione nera / Yellow-Black engraving	1,8	020T50G
● Nero-Incisione bianca / Black-White engraving	1,8	020T50N

Lampadine Lamps

020

BA9S Led luce fissa BA9S Steady light led lamps

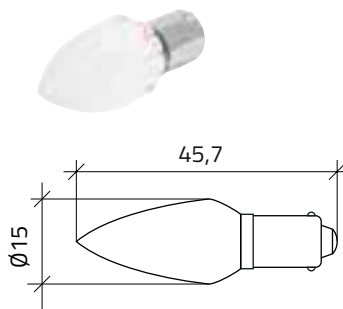


	g	n	cod
6V AC-DC			
● Rosso / Red	2	5	010BA9SLR6
● Verde / Green	2	5	010BA9SLV6
● Giallo / Yellow	2	5	010BA9SLG6
● Blu / Blue	2	5	010BA9SLBL6
○ Bianco / White	2	5	010BA9SLB6
12V AC-DC			
● Rosso / Red	2	5	010BA9SLR12
● Verde / Green	2	5	010BA9SLV12
● Giallo / Yellow	2	5	010BA9SLG12
● Blu / Blue	2	5	010BA9SLBL12
○ Bianco / White	2	5	010BA9SLB12
24V AC-DC			
● Rosso / Red	2	5	010BA9SLR24
● Verde / Green	2	5	010BA9SLV24
● Giallo / Yellow	2	5	010BA9SLG24
● Blu / Blue	2	5	010BA9SLBL24
○ Bianco / White	2	5	010BA9SLB24
36V AC-DC			
● Rosso / Red	2	5	010BA9SLR36
● Verde / Green	2	5	010BA9SLV36
● Giallo / Yellow	2	5	010BA9SLG36
● Blu / Blue	2	5	010BA9SLBL36
○ Bianco / White	2	5	010BA9SLB36
48V AC-DC			
● Rosso / Red	2	5	010BA9SLR48
● Verde / Green	2	5	010BA9SLV48
● Giallo / Yellow	2	5	010BA9SLG48
● Blu / Blue	2	5	010BA9SLBL48
○ Bianco / White	2	5	010BA9SLB48
130V AC-DC			
● Rosso / Red	2	5	010BA9SLR110
● Verde / Green	2	5	010BA9SLV110
● Giallo / Yellow	2	5	010BA9SLG110
● Blu / Blue	2	5	010BA9SLBL110
○ Bianco / White	2	5	010BA9SLB110
240V AC-DC			
● Rosso / Red	2	5	010BA9SLR240
● Verde / Green	2	5	010BA9SLV240
● Giallo / Yellow	2	5	010BA9SLG240
● Blu / Blue	2	5	010BA9SLBL240
○ Bianco / White	2	5	010BA9SLB240
400V AC-DC			
● Rosso / Red	2	5	010BA9SLR400
● Verde / Green	2	5	010BA9SLV400
● Giallo / Yellow	2	5	010BA9SLG400
● Blu / Blue	2	5	010BA9SLBL400
○ Bianco / White	2	5	010BA9SLB400



Lampadine Lamps

BA9S Led luce fissa BA9S Steady light led lamps



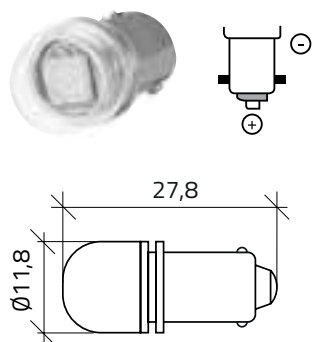
24V AC-DC

	g	cod
● Rosso / Red	2	010BA9ALR24
● Verde / Green	2	010BA9ALV24
● Giallo / Yellow	2	010BA9ALG24
● Blu / Blue	2	010BA9ALBL24
○ Bianco / White	2	010BA9ALB24

240V AC-DC

● Rosso / Red	2	010BA9ALR220
● Verde / Green	2	010BA9ALV220
● Giallo / Yellow	2	010BA9ALG220
● Blu / Blue	2	010BA9ALBL220
○ Bianco / White	2	010BA9ALB220

Led <60V non polarizzati 110-240 V polarizzati Led lamps <60V non-polarized 110-240 V polarized



Led luce lampeggiante / Flashing light led

Led ultraluminoso tensioni ±15% non polarizzata / Ultra-bright led, voltage ±15% non-polarized
AC-DC 6 12 24 48 110 AC 220 mA 30 20 14 7 5 16

24V AC-DC

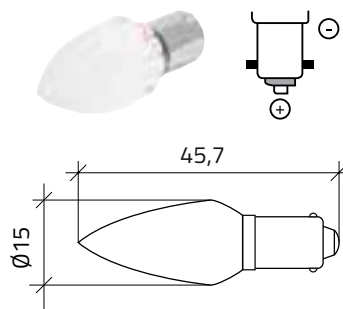
● Rosso / Red	2	010BA9SLLR24
---------------	---	--------------

130V AC-DC

● Rosso / Red	2	010BA9SLLR110
---------------	---	---------------

240V AC-DC

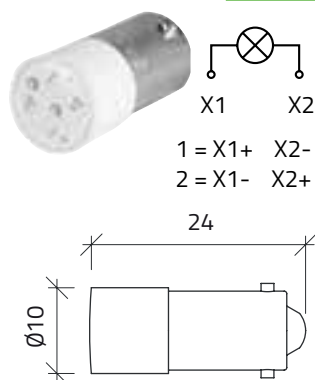
● Rosso / Red	2	010BA9SLLR220
---------------	---	---------------



24V AC-DC

● Rosso / Red	2	010BA9ALLR24
---------------	---	--------------

Nuove lampade due colori , tecnologia led alta luminosità New bi-colour led lamps,high brightness



24V DC 15mA

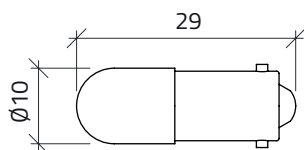
1 2		
● ● Verde, rosso / Green, red	2	010BA9SLVR24
● ● Verde, giallo / Green, yellow	2	010BA9SLVG24
● ● Blu, rosso / Blue, red	2	010BA9SLBLR24
● ● Blu, giallo / Blue, yellow	2	010BA9SLBLG24

Lampadine Lamps

020

BA9S Lampadine ad incandescenza BA9S Incandescent lamps

g n cod

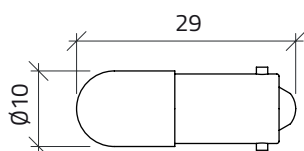


Lampadine BA9S ad incandescenza / Incandescent bulbs BA9S

6V	0,6W	1,3	10	010BA9S6V-0.6W
24V	1,2 w	1,3	10	010BA9S24V-1.2W
24V	3W	1,3	10	010BA9S24V-3W
30V	1,2W	1,3	10	010BA9S30V-1.2W
30V	3W	1,3	10	010BA9S30V-3W
48V	1,2W	1,3	10	010BA9S48V-1.2W
60V	1,2 w	1,3	10	010BA9S60V-1.2W
60V	3W	1,3	10	010BA9S60V-3W
110V	1,9W	1,3	10	010BA9S130V-1.9
220V	2W	1,3	10	010BA9S220V-2W

BA9S Lampadine al neon / BA9S neon lamps

g n cod



Neon AC

● Arancio / Orange	65V	0,05W	2,3	10	010BA9SN65
● Arancio / Orange	130V	0,1W	2,3	10	010BA9SN110
● Verde / Green	130V	0,1W	2,3	10	010BA9NV110
● Arancio / Orange	240V	0,3W	2,3	10	010BA9SN220
● Verde / Green	240V	0,3W	2,3	10	010BA9NV220
● Arancio / Orange	400V	0,5W	2,3	10	010BA9SN380
● Verde / Green	400V	0,5W	2,3	10	010BA9NV380

Stampante a trasferimento termico Thermal printer



Mod Toshiba B-EV4T-GS14 (200 dpi)
Stampante / Printer

g

1400

cod

010ST-EV4T



Nastro trasferimento termico 74m / Thermal transfer ribbon,74m 280

010NR6374

Esempi di applicazione dell' etichetta Example of label application



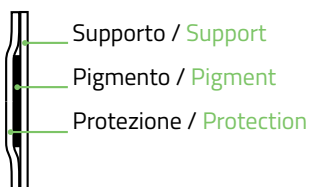
Applicazione dell'etichetta / Label application



Applicazione della pellicola trasparente / Application of protective film



Applicazione su pannello / Panel mounting



Dimensioni etichette Label dimensions

